




MENTERI KEUANGAN
REPUBLIK INDONESIA

LAMPIRAN II
PERATURAN MENTERI KEUANGAN
NOMOR 210 /PMK.07/2011 TENTANG
ALOKASI DEFINITIF DANA BAGI HASIL
PAJAK PENGHASILAN PASAL 25 DAN
PASAL 29 WAJIB PAJAK ORANG PRIBADI
DALAM NEGERI DAN PAJAK PENGHASILAN
PASAL 21 TAHUN ANGGARAN 2011

ALOKASI DEFINITIF DANA BAGI HASIL PAJAK PENGHASILAN
PASAL 21 TAHUN ANGGARAN 2011

(dalam rupiah)

NO	DAERAH	ALOKASI DEFINITIF	REALISASI s.d. Tw. III	LEBIH SALUR	ALOKASI DEFINITIF DAN LEBIH SALUR
1	2	3	4	5 (4 - 3)	6 (3 + 5)
I	Provinsi Aceh	63.323.481.555	37.611.795.882	-	63.323.481.555
1	Kab. Aceh Barat	3.729.051.942	2.037.686.865	-	3.729.051.942
2	Kab. Aceh Besar	6.343.268.626	2.515.059.393	-	6.343.268.626
3	Kab. Aceh Selatan	2.065.448.750	1.986.639.420	-	2.065.448.750
4	Kab. Aceh Singkil	2.754.534.665	1.381.533.126	-	2.754.534.665
5	Kab. Aceh Tengah	3.195.648.460	1.544.669.049	-	3.195.648.460
6	Kab. Aceh Tenggara	2.399.937.262	1.450.123.596	-	2.399.937.262
7	Kab. Aceh Timur	2.279.700.318	1.178.450.709	-	2.279.700.318
8	Kab. Aceh Utara	5.418.507.256	4.225.816.827	-	5.418.507.256
9	Kab. Bireuen	3.889.430.397	1.713.809.448	-	3.889.430.397
10	Kab. Pidie	4.483.530.050	2.146.614.540	-	4.483.530.050
11	Kab. Simeulue	2.093.441.805	1.460.692.341	-	2.093.441.805
12	Kota Banda Aceh	19.567.562.730	15.341.068.752	-	19.567.562.730
13	Kota Sabang	2.086.896.137	1.512.973.872	-	2.086.896.137
14	Kota Langsa	4.634.242.050	2.067.848.430	-	4.634.242.050
15	Kota Lhokseumawe	8.998.993.978	5.633.543.007	-	8.998.993.978
16	Kab. Nagan Raya	3.146.408.614	1.475.747.883	-	3.146.408.614
17	Kab. Aceh Jaya	2.704.799.413	1.132.095.129	-	2.704.799.413
18	Kab. Aceh Barat Daya	3.277.249.303	1.349.949.606	-	3.277.249.303
19	Kab. Gayo Lues	1.763.470.174	1.041.631.293	-	1.763.470.174
20	Kab. Aceh Tamiang	3.710.677.933	1.896.530.613	-	3.710.677.933
21	Kab. Bener Meriah	2.143.761.173	1.206.212.571	-	2.143.761.173
22	Kota Subulussalam	2.159.382.423	1.046.727.477	-	2.159.382.423
23	Kab. Pidie Jaya	2.139.278.862	1.072.269.837	-	2.139.278.862
II	Provinsi Sumatera Utara	144.004.273.466	83.322.091.249	-	144.004.273.466
1	Kab. Asahan	6.252.274.151	3.587.649.576	-	6.252.274.151
2	Kab. Dairi	3.430.890.277	2.160.289.368	-	3.430.890.277
3	Kab. Deli Serdang	11.112.023.277	6.556.900.389	-	11.112.023.277
4	Kab. Tanah Karo	4.201.014.395	2.507.786.256	-	4.201.014.395
5	Kab. Labuhan Batu	6.325.849.455	3.476.507.988	-	6.325.849.455
6	Kab. Langkat	5.754.731.459	4.485.825.807	-	5.754.731.459
7	Kab. Mandailing Natal	3.285.720.845	2.139.596.949	-	3.285.720.845
8	Kab. Nias	2.270.260.861	1.238.785.737	-	2.270.260.861
9	Kab. Simalungun	5.091.481.062	4.056.290.187	-	5.091.481.062
10	Kab. Tapanuli Selatan	4.130.236.479	2.807.338.596	-	4.130.236.479
11	Kab. Tapanuli Tengah	3.001.303.394	1.941.968.715	-	3.001.303.394
12	Kab. Tapanuli Utara	3.286.690.778	1.850.095.935	-	3.286.690.778
13	Kab. Toba Samosir	4.412.089.145	2.709.898.707	-	4.412.089.145
14	Kota Binjai	3.755.990.158	2.072.314.731	-	3.755.990.158
15	Kota Medan	84.353.790.959	52.997.876.283	-	84.353.790.959
16	Kota Pematang Siantar	9.616.500.974	4.820.849.835	-	9.616.500.974
17	Kota Sibolga	3.449.361.721	2.248.749.822	-	3.449.361.721
18	Kota Tanjung Balai	2.851.851.450	1.802.699.868	-	2.851.851.450
19	Kota Tebing Tinggi	3.174.922.306	1.927.304.487	-	3.174.922.306
20	Kota Padang Sidempuan	4.315.055.186	3.103.676.823	-	4.315.055.186
21	Kab. Pakpak Bharat	2.326.294.660	1.385.234.487	-	2.326.294.660
22	Kab. Nias Selatan	2.341.006.913	1.464.675.747	-	2.341.006.913
23	Kab. Humbang Hasundutan	2.875.043.585	1.648.673.604	-	2.875.043.585
24	Kab. Serdang Berdagai	4.789.892.530	3.173.097.054	-	4.789.892.530
25	Kab. Samosir	2.494.783.446	1.541.040.786	-	2.494.783.446
26	Kab. Batu Bara	5.725.086.908	3.495.590.649	-	5.725.086.908
27	Kab. Padang Lawas Utara	2.731.094.978	1.207.562.259	-	2.731.094.978
28	Kab. Padang Lawas	2.767.942.741	1.210.732.365	-	2.767.942.741
29	Kab. Labuhan Batu Utara	3.698.987.499	1.713.279.312	-	3.698.987.499
30	Kab. Labuhan Batu Selatan	4.783.905.578	2.784.437.277	-	4.783.905.578
31	Kab. Nias Utara	2.305.633.887	1.223.899.374	-	2.305.633.887
32	Kab. Nias Barat	2.223.096.827	1.216.198.473	-	2.223.096.827
33	Kota Gunungsitoli	2.871.602.300	1.926.309.381	-	2.871.602.300



MENTERI KEUANGAN
REPUBLIK INDONESIA

- 2 -

NO	DAERAH	ALOKASI DEFINITIF	REALISASI s.d. Tw. III	LEBIH SALUR	ALOKASI DEFINITIF DAN LEBIH SALUR
III	Provinsi Sumatera Barat	50.179.138.733	26.136.633.711	-	50.179.138.733
1	Kab. Limapuluh Kota	2.606.452.131	1.303.347.855	-	2.606.452.131
2	Kab. Agam	3.838.191.763	2.054.177.778	-	3.838.191.763
3	Kab. Kepulauan Mentawai	1.485.048.338	753.370.710	-	1.485.048.338
4	Kab. Padang Pariaman	2.595.861.773	1.248.460.497	-	2.595.861.773
5	Kab. Pasaman	2.264.127.072	1.539.902.361	-	2.264.127.072
6	Kab. Pesisir Selatan	2.683.326.350	1.413.293.055	-	2.683.326.350
7	Kab. Sijunjung	2.337.084.221	1.327.139.349	-	2.337.084.221
8	Kab. Solok	2.716.093.612	1.382.411.538	-	2.716.093.612
9	Kab. Tanah Datar	3.115.851.148	1.534.518.294	-	3.115.851.148
10	Kota Bukit Tinggi	4.600.901.068	2.506.613.409	-	4.600.901.068
11	Kota Padang Panjang	2.011.571.694	1.121.600.400	-	2.011.571.694
12	Kota Padang	26.631.096.175	12.842.403.192	-	26.631.096.175
13	Kota Payakumbuh	2.628.244.991	1.441.452.003	-	2.628.244.991
14	Kota Sawahlunto	2.365.692.312	1.346.443.434	-	2.365.692.312
15	Kota Solok	2.601.551.923	1.447.516.851	-	2.601.551.923
16	Kota Pariaman	3.069.344.448	1.449.701.160	-	3.069.344.448
17	Kab. Pasaman Barat	3.071.407.936	1.728.238.365	-	3.071.407.936
18	Kab. Dharmasraya	2.448.021.404	1.490.941.956	-	2.448.021.404
19	Kab. Solok Selatan	2.198.839.732	1.273.418.337	-	2.198.839.732
IV	Provinsi Riau	142.581.050.970	82.676.829.234	-	142.581.050.970
1	Kab. Bengkalis	49.132.961.532	23.477.373.063	-	49.132.961.532
2	Kab. Indragiri Hilir	9.017.001.228	5.588.088.141	-	9.017.001.228
3	Kab. Indragiri Hulu	8.744.649.963	5.781.917.547	-	8.744.649.963
4	Kab. Kampar	11.467.629.556	6.651.911.724	-	11.467.629.556
5	Kab. Kuantan Singingi	7.936.810.308	4.991.825.880	-	7.936.810.308
6	Kab. Pelalawan	10.351.222.902	6.340.699.077	-	10.351.222.902
7	Kab. Rokan Hilir	7.515.993.894	6.193.991.109	-	7.515.993.894
8	Kab. Rokan Hulu	8.331.776.726	5.011.952.667	-	8.331.776.726
9	Kab. Siak	22.295.774.049	12.499.747.437	-	22.295.774.049
10	Kota Dumai	20.159.867.104	10.197.422.235	-	20.159.867.104
11	Kota Pekanbaru	52.337.251.048	31.916.362.782	-	52.337.251.048
12	Kab. Kepulauan Meranti	6.580.638.141	5.363.952.177	-	6.580.638.141
V	Provinsi Kepulauan Riau	72.840.839.640	49.653.423.567	-	72.840.839.640
1	Kab. Bintan	8.366.887.125	5.916.303.075	-	8.366.887.125
2	Kab. Natuna	5.644.519.667	3.964.688.049	-	5.644.519.667
3	Kab. Karimun	9.800.045.061	6.252.377.592	-	9.800.045.061
4	Kab. Kepulauan Anambas	9.406.377.258	5.470.853.355	-	9.406.377.258
5	Kota Batam	65.781.420.519	42.951.090.342	-	65.781.420.519
6	Kota Tanjung Pinang	4.965.873.942	6.333.510.126	1.367.636.184	6.333.510.126
7	Kab. Lingga	5.296.135.886	3.591.312.801	-	5.296.135.886
VI	Provinsi Jambi	31.546.355.272	13.681.031.754	-	31.546.355.272
1	Kab. Batanghari	2.611.582.117	1.607.742.783	-	2.611.582.117
2	Kab. Bungo	3.705.503.452	1.719.162.219	-	3.705.503.452
3	Kab. Kerinci	1.428.193.189	1.219.022.001	-	1.428.193.189
4	Kab. Merangin	3.600.650.621	1.641.285.324	-	3.600.650.621
5	Kab. Muaro Jambi	3.997.859.803	1.271.280.672	-	3.997.859.803
6	Kab. Sarolangun	2.294.505.355	1.141.474.362	-	2.294.505.355
7	Kab. Tanjung Jabung Barat	3.815.975.290	1.554.559.008	-	3.815.975.290
8	Kab. Tanjung Jabung Timur	3.951.538.584	1.728.854.802	-	3.951.538.584
9	Kab. Tebo	2.325.880.089	963.557.010	-	2.325.880.089
10	Kota Jambi	15.674.707.156	6.883.528.242	-	15.674.707.156
11	Kota Sungai Penuh	3.913.137.247	791.081.190	-	3.913.137.247
VII	Provinsi Sumatera Selatan	87.202.766.499	62.335.079.532	-	87.202.766.499
1	Kab. Lahat	5.929.327.978	3.649.196.772	-	5.929.327.978
2	Kab. Musi Banyuasin	8.670.538.137	6.267.010.989	-	8.670.538.137
3	Kab. Musi Rawas	3.945.342.151	2.514.674.916	-	3.945.342.151
4	Kab. Muara Enim	14.166.202.834	11.640.322.194	-	14.166.202.834
5	Kab. Ogan Komering Ilir	4.594.211.985	3.406.163.724	-	4.594.211.985
6	Kab. Ogan Komering Ulu	6.718.243.449	4.086.862.782	-	6.718.243.449
7	Kota Palembang	49.676.859.589	35.759.682.951	-	49.676.859.589
8	Kota Pagar Alam	3.132.369.582	2.317.858.401	-	3.132.369.582
9	Kota Lubuk Linggau	4.895.333.879	3.624.040.029	-	4.895.333.879
10	Kota Prabumulih	9.282.489.431	5.779.019.859	-	9.282.489.431



MENTERI KEUANGAN
REPUBLIK INDONESIA

- 3 -

NO	DAERAH	ALOKASI DEFINITIF	REALISASI s.d. Tw. III	LEBIH SALUR	ALOKASI DEFINITIF DAN LEBIH SALUR
11	Kab. Banyuasin	5.283.401.320	3.892.911.975	-	5.283.401.320
12	Kab. Ogan Ilir	3.866.564.945	2.903.930.796	-	3.866.564.945
13	Kab. OKU Timur	4.286.485.099	3.091.928.910	-	4.286.485.099
14	Kab. OKU Selatan	3.380.880.916	2.353.781.538	-	3.380.880.916
15	Kab. Empat Lawang	2.975.898.448	2.215.233.435	-	2.975.898.448
VIII	Provinsi Bangka Belitung	15.625.743.314	9.991.411.833	-	15.625.743.314
1	Kab. Bangka	3.071.493.735	2.074.636.560	-	3.071.493.735
2	Kab. Belitung	2.613.888.519	1.934.896.209	-	2.613.888.519
3	Kota Pangkal Pinang	6.553.595.498	3.971.755.152	-	6.553.595.498
4	Kab. Bangka Selatan	1.655.474.224	1.191.949.269	-	1.655.474.224
5	Kab. Bangka Tengah	2.575.146.534	1.566.843.093	-	2.575.146.534
6	Kab. Bangka Barat	3.831.144.911	2.651.682.219	-	3.831.144.911
7	Kab. Belitung Timur	3.137.871.549	1.595.355.237	-	3.137.871.549
IX	Provinsi Bengkulu	14.267.558.060	9.071.896.773	-	14.267.558.060
1	Kab. Bengkulu Selatan	1.697.412.211	1.026.480.528	-	1.697.412.211
2	Kab. Bengkulu Utara	2.246.873.295	1.324.262.373	-	2.246.873.295
3	Kab. Rejang Lebong	1.939.329.156	1.368.463.338	-	1.939.329.156
4	Kota Bengkulu	7.989.697.285	4.825.637.616	-	7.989.697.285
5	Kab. Kaur	1.123.385.838	724.985.133	-	1.123.385.838
6	Kab. Seluma	1.341.764.132	806.297.547	-	1.341.764.132
7	Kab. Mukomuko	1.559.759.857	1.059.595.098	-	1.559.759.857
8	Kab. Lebong	1.058.230.661	790.319.724	-	1.058.230.661
9	Kab. Kepahiang	1.165.751.416	951.947.610	-	1.165.751.416
10	Kab. Bengkulu Tengah	1.279.133.234	729.856.182	-	1.279.133.234
X	Provinsi Lampung	38.119.142.377	21.692.636.397	-	38.119.142.377
1	Kab. Lampung Barat	2.109.771.218	1.371.021.435	-	2.109.771.218
2	Kab. Lampung Selatan	4.757.583.033	2.624.577.417	-	4.757.583.033
3	Kab. Lampung Tengah	5.767.134.756	3.228.857.946	-	5.767.134.756
4	Kab. Lampung Utara	3.423.823.808	2.217.608.958	-	3.423.823.808
5	Kab. Lampung Timur	3.663.061.630	2.201.112.645	-	3.663.061.630
6	Kab. Tanggamus	2.450.421.074	1.598.524.257	-	2.450.421.074
7	Kab. Tulang Bawang	4.123.808.758	2.873.652.387	-	4.123.808.758
8	Kab. Way Kanan	2.613.663.579	1.320.447.150	-	2.613.663.579
9	Kota Bandar Lampung	17.282.932.696	9.629.892.432	-	17.282.932.696
10	Kota Metro	2.828.590.386	1.485.150.195	-	2.828.590.386
11	Kab. Pesawaran	2.439.776.043	1.235.369.217	-	2.439.776.043
12	Kab. Pringsewu	2.392.157.333	1.116.526.422	-	2.392.157.333
13	Kab. Mesuji	1.525.389.759	788.195.430	-	1.525.389.759
14	Kab. Tulang Bawang Barat	1.800.599.485	848.018.685	-	1.800.599.485
XI	Provinsi DKI Jakarta	5.715.426.269.076	3.343.753.011.465	-	5.715.426.269.076
XII	Provinsi Jawa Barat	472.334.336.224	283.661.413.437	-	472.334.336.224
1	Kab. Bandung	20.726.485.687	11.908.778.832	-	20.726.485.687
2	Kab. Bekasi	129.875.712.476	77.506.554.036	-	129.875.712.476
3	Kab. Bogor	44.088.968.481	25.828.821.168	-	44.088.968.481
4	Kab. Ciamis	11.599.598.552	7.036.362.642	-	11.599.598.552
5	Kab. Cianjur	13.716.505.727	7.662.622.683	-	13.716.505.727
6	Kab. Cirebon	16.673.689.579	10.252.692.474	-	16.673.689.579
7	Kab. Garut	14.177.217.100	8.510.844.306	-	14.177.217.100
8	Kab. Indramayu	21.097.747.867	12.586.394.073	-	21.097.747.867
9	Kab. Karawang	49.612.292.637	30.079.257.279	-	49.612.292.637
10	Kab. Kuningan	11.536.072.137	7.100.220.282	-	11.536.072.137
11	Kab. Majalengka	11.324.251.992	6.625.002.291	-	11.324.251.992
12	Kab. Purwakarta	20.785.018.737	12.475.525.290	-	20.785.018.737
13	Kab. Subang	13.982.487.688	8.533.370.256	-	13.982.487.688
14	Kab. Sukabumi	12.167.053.777	9.809.041.647	-	12.167.053.777
15	Kab. Sumedang	13.710.351.428	6.906.283.050	-	13.710.351.428
16	Kab. Tasikmalaya	12.474.007.102	7.703.204.979	-	12.474.007.102
17	Kota Bandung	113.576.259.263	78.035.230.920	-	113.576.259.263
18	Kota Bekasi	37.410.713.971	14.558.341.947	-	37.410.713.971
19	Kota Bogor	27.267.765.679	15.370.874.367	-	27.267.765.679
20	Kota Cirebon	15.897.363.572	9.870.614.118	-	15.897.363.572
21	Kota Depok	25.421.791.017	17.145.211.998	-	25.421.791.017
22	Kota Sukabumi	16.609.615.187	7.465.987.827	-	16.609.615.187
23	Kota Cimahi	12.292.076.180	7.953.489.171	-	12.292.076.180



MENTERI KEUANGAN
REPUBLIK INDONESIA

- 4 -

NO	DAERAH	ALOKASI DEFINITIF	REALISASI s.d. Tw. III	LEBIH SALUR	ALOKASI DEFINITIF DAN LEBIH SALUR
24	Kota Tasikmalaya	15.940.764.829	9.281.569.239	-	15.940.764.829
25	Kota Banjar	9.049.667.288	5.362.224.957	-	9.049.667.288
26	Kab. Bandung Barat	17.488.026.375	9.923.600.286	-	17.488.026.375
XIII	Provinsi Banten	202.699.569.676	118.580.369.874	-	202.699.569.676
1	Kab. Lebak	14.428.765.758	8.347.415.961	-	14.428.765.758
2	Kab. Pandeglang	15.116.420.031	9.019.736.922	-	15.116.420.031
3	Kab. Serang	28.400.780.920	15.703.909.497	-	28.400.780.920
4	Kab. Tangerang	64.714.153.167	35.875.470.984	-	64.714.153.167
5	Kota Cilegon	41.791.358.119	24.916.522.662	-	41.791.358.119
6	Kota Tangerang	77.493.157.697	49.168.113.714	-	77.493.157.697
7	Kota Serang	15.827.887.900	9.759.851.697	-	15.827.887.900
8	Kota Tangerang Selatan	46.276.830.918	25.079.533.362	-	46.276.830.918
XIV	Provinsi Jawa Tengah	217.244.079.306	137.187.371.004	-	217.244.079.306
1	Kab. Banjarnegara	6.058.487.975	4.098.171.366	-	6.058.487.975
2	Kab. Banyumas	13.171.574.037	7.990.899.150	-	13.171.574.037
3	Kab. Batang	5.499.705.294	3.407.291.688	-	5.499.705.294
4	Kab. Blora	6.632.201.798	4.150.155.402	-	6.632.201.798
5	Kab. Boyolali	6.904.090.620	4.041.482.226	-	6.904.090.620
6	Kab. Brebes	5.448.477.434	3.711.774.156	-	5.448.477.434
7	Kab. Cilacap	19.475.786.058	11.773.426.362	-	19.475.786.058
8	Kab. Demak	5.619.443.682	3.617.826.531	-	5.619.443.682
9	Kab. Grobogan	5.998.378.345	3.549.525.978	-	5.998.378.345
10	Kab. Jepara	8.922.599.899	5.440.018.176	-	8.922.599.899
11	Kab. Karanganyar	7.455.203.275	4.831.530.306	-	7.455.203.275
12	Kab. Kebumen	6.333.848.402	3.888.263.769	-	6.333.848.402
13	Kab. Kendal	6.561.610.235	3.877.765.182	-	6.561.610.235
14	Kab. Klaten	7.053.705.999	4.294.411.287	-	7.053.705.999
15	Kab. Kudus	24.559.134.153	14.462.969.586	-	24.559.134.153
16	Kab. Magelang	6.817.165.632	3.748.480.170	-	6.817.165.632
17	Kab. Pati	7.420.788.682	4.418.150.091	-	7.420.788.682
18	Kab. Pekalongan	4.724.041.128	3.195.326.310	-	4.724.041.128
19	Kab. Pemalang	5.846.650.341	3.666.777.924	-	5.846.650.341
20	Kab. Purbalingga	5.427.814.109	3.949.041.288	-	5.427.814.109
21	Kab. Purworejo	6.411.721.522	3.402.732.072	-	6.411.721.522
22	Kab. Rembang	5.322.547.271	3.449.823.177	-	5.322.547.271
23	Kab. Semarang	8.526.938.643	4.958.612.172	-	8.526.938.643
24	Kab. Sragen	6.846.957.634	3.925.675.695	-	6.846.957.634
25	Kab. Sukoharjo	10.434.369.973	5.967.548.529	-	10.434.369.973
26	Kab. Tegal	6.011.962.540	3.428.690.265	-	6.011.962.540
27	Kab. Temanggung	5.411.251.936	3.349.732.929	-	5.411.251.936
28	Kab. Wonogiri	5.923.283.304	4.055.802.363	-	5.923.283.304
29	Kab. Wonosobo	5.101.618.693	3.133.898.907	-	5.101.618.693
30	Kota Magelang	6.047.441.400	3.626.153.679	-	6.047.441.400
31	Kota Pekalongan	6.759.371.752	3.795.814.362	-	6.759.371.752
32	Kota Salatiga	4.810.780.073	3.117.792.960	-	4.810.780.073
33	Kota Semarang	59.650.117.890	43.364.346.534	-	59.650.117.890
34	Kota Surakarta	16.634.759.281	10.466.108.154	-	16.634.759.281
35	Kota Tegal	6.042.289.934	3.625.037.712	-	6.042.289.934
XV	Provinsi DI Yogyakarta	40.842.406.624	23.545.862.082	-	40.842.406.624
1	Kab. Bantul	9.399.910.723	4.975.780.563	-	9.399.910.723
2	Kab. Gunung Kidul	6.130.212.596	3.365.551.740	-	6.130.212.596
3	Kab. Kulon Progo	5.395.635.522	3.181.314.345	-	5.395.635.522
4	Kab. Sleman	19.916.261.515	11.861.446.128	-	19.916.261.515
5	Kota Yogyakarta	20.421.589.579	11.934.700.335	-	20.421.589.579
XVI	Provinsi Jawa Timur	329.805.525.922	192.023.950.122	-	329.805.525.922
1	Kab. Bangkalan	6.129.598.451	3.529.662.828	-	6.129.598.451
2	Kab. Banyuwangi	7.830.008.032	4.441.430.508	-	7.830.008.032
3	Kab. Blitar	6.555.066.063	3.639.709.467	-	6.555.066.063
4	Kab. Bojonegoro	7.488.006.246	4.328.430.246	-	7.488.006.246
5	Kab. Bondowoso	5.750.154.773	3.229.013.322	-	5.750.154.773
6	Kab. Gresik	35.983.316.254	21.944.049.015	-	35.983.316.254
7	Kab. Jember	12.512.573.605	7.408.117.965	-	12.512.573.605
8	Kab. Jombang	8.605.475.950	4.771.292.262	-	8.605.475.950
9	Kab. Kediri	7.378.641.199	4.534.387.194	-	7.378.641.199



MENTERI KEUANGAN
REPUBLIK INDONESIA

- 5 -


NO	DAERAH	ALOKASI DEFINITIF	REALISASI s.d. Tw. III	LEBIH SALUR	ALOKASI DEFINITIF DAN LEBIH SALUR
10	Kab. Lamongan	7.166.587.168	4.071.600.918	-	7.166.587.168
11	Kab. Lumajang	6.623.152.531	3.998.290.623	-	6.623.152.531
12	Kab. Madiun	5.994.802.731	3.193.556.817	-	5.994.802.731
13	Kab. Magetan	7.330.022.538	3.817.841.634	-	7.330.022.538
14	Kab. Malang	12.626.927.163	6.945.119.577	-	12.626.927.163
15	Kab. Mojokerto	10.010.384.631	6.534.456.612	-	10.010.384.631
16	Kab. Nganjuk	6.790.969.227	3.772.032.195	-	6.790.969.227
17	Kab. Ngawi	7.027.617.175	3.647.009.748	-	7.027.617.175
18	Kab. Pacitan	5.616.231.477	3.409.261.848	-	5.616.231.477
19	Kab. Pamekasan	6.099.031.396	3.475.629.102	-	6.099.031.396
20	Kab. Pasuruan	13.196.558.772	8.115.154.422	-	13.196.558.772
21	Kab. Ponorogo	6.457.496.751	3.696.200.784	-	6.457.496.751
22	Kab. Probolinggo	10.782.265.872	5.533.220.430	-	10.782.265.872
23	Kab. Sampang	5.842.013.402	3.495.642.762	-	5.842.013.402
24	Kab. Sidoarjo	37.601.236.514	18.750.406.170	-	37.601.236.514
25	Kab. Situbondo	5.756.218.425	3.239.768.238	-	5.756.218.425
26	Kab. Sumenep	7.148.773.231	4.334.279.076	-	7.148.773.231
27	Kab. Trenggalek	6.365.958.070	3.730.893.993	-	6.365.958.070
28	Kab. Tuban	9.840.947.754	5.835.161.145	-	9.840.947.754
29	Kab. Tulungagung	7.625.310.568	4.215.710.898	-	7.625.310.568
30	Kota Blitar	5.438.835.562	3.361.596.024	-	5.438.835.562
31	Kota Kediri	12.931.949.705	8.578.771.230	-	12.931.949.705
32	Kota Madiun	7.758.581.885	4.904.915.469	-	7.758.581.885
33	Kota Malang	18.403.307.462	10.719.118.092	-	18.403.307.462
34	Kota Mojokerto	6.767.341.538	3.591.024.744	-	6.767.341.538
35	Kota Pasuruan	8.153.839.590	4.507.193.733	-	8.153.839.590
36	Kota Probolinggo	6.005.716.746	3.824.991.072	-	6.005.716.746
37	Kota Surabaya	140.142.794.633	84.016.289.556	-	140.142.794.633
38	Kota Batu	4.970.575.772	2.894.695.401	-	4.970.575.772
XVII	Provinsi Kalimantan Barat	36.309.642.707	22.815.650.505	-	36.309.642.707
1	Kab. Bengkayang	2.481.174.433	1.331.261.847	-	2.481.174.433
2	Kab. Landak	2.206.793.313	1.276.946.292	-	2.206.793.313
3	Kab. Kapuas Hulu	2.811.888.029	1.207.437.105	-	2.811.888.029
4	Kab. Ketapang	4.212.169.944	2.483.482.251	-	4.212.169.944
5	Kab. Pontianak	2.494.551.548	1.661.347.422	-	2.494.551.548
6	Kab. Sambas	2.771.510.495	1.731.696.084	-	2.771.510.495
7	Kab. Sanggau	4.024.630.985	2.311.968.588	-	4.024.630.985
8	Kab. Sintang	3.630.310.867	1.403.044.869	-	3.630.310.867
9	Kota Pontianak	17.306.789.016	11.979.503.730	-	17.306.789.016
10	Kota Singkawang	3.090.500.179	1.999.755.342	-	3.090.500.179
11	Kab. Sekadau	1.970.233.279	1.431.388.062	-	1.970.233.279
12	Kab. Melawi	2.040.171.845	2.056.912.977	16.741.132	2.056.912.977
13	Kab. Kayong Utara	1.413.993.573	958.421.457	-	1.413.993.573
14	Kab. Kubu Raya	4.009.746.547	2.390.309.709	-	4.009.746.547
XVIII	Provinsi Kalimantan Tengah	27.355.585.041	16.642.383.264	-	27.355.585.041
1	Kab. Barito Selatan	1.783.232.328	1.040.780.934	-	1.783.232.328
2	Kab. Barito Utara	2.104.733.541	1.285.059.675	-	2.104.733.541
3	Kab. Kapuas	2.018.945.620	1.288.852.767	-	2.018.945.620
4	Kab. Kotawaringin Barat	5.374.690.206	2.715.973.485	-	5.374.690.206
5	Kab. Kotawaringin Timur	5.359.766.357	3.209.622.027	-	5.359.766.357
6	Kota Palangkaraya	9.675.308.872	6.051.677.205	-	9.675.308.872
7	Kab. Barito Timur	2.485.020.377	1.482.508.755	-	2.485.020.377
8	Kab. Murung Raya	2.733.060.919	1.684.726.023	-	2.733.060.919
9	Kab. Pulang Pisau	1.525.406.218	1.077.039.546	-	1.525.406.218
10	Kab. Gunung Mas	1.679.995.220	1.041.697.185	-	1.679.995.220
11	Kab. Lamandau	1.313.849.697	953.380.842	-	1.313.849.697
12	Kab. Sukamara	1.114.142.771	784.798.137	-	1.114.142.771
13	Kab. Katingan	1.388.065.061	864.617.235	-	1.388.065.061
14	Kab. Seruyan	2.477.160.369	1.482.841.059	-	2.477.160.369
XIX	Provinsi Kalimantan Selatan	50.499.839.204	31.472.608.134	-	50.499.839.204
1	Kab. Banjar	4.691.747.165	2.804.931.933	-	4.691.747.165
2	Kab. Barito Kuala	2.925.541.063	1.881.504.033	-	2.925.541.063
3	Kab. Hulu Sungai Selatan	3.275.306.632	1.841.067.477	-	3.275.306.632
4	Kab. Hulu Sungai Tengah	3.591.258.274	2.097.772.869	-	3.591.258.274



MENTERI KEUANGAN
REPUBLIK INDONESIA

- 6 -

NO	DAERAH	ALOKASI DEFINITIF	REALISASI s.d. Tw. III	LEBIH SALUR	ALOKASI DEFINITIF DAN LEBIH SALUR
5	Kab. Hulu Sungai Utara	2.763.857.573	1.777.354.980	-	2.763.857.573
6	Kab. Kotabaru	10.502.865.573	6.611.790.513	-	10.502.865.573
7	Kab. Tabalong	6.845.594.247	3.524.251.056	-	6.845.594.247
8	Kab. Tanah Laut	5.384.434.417	2.822.360.478	-	5.384.434.417
9	Kab. Tapin	3.166.661.233	1.841.326.521	-	3.166.661.233
10	Kota Banjarbaru	5.928.841.499	3.942.818.469	-	5.928.841.499
11	Kota Banjarmasin	17.216.362.971	11.217.806.205	-	17.216.362.971
12	Kab. Balangan	3.758.119.353	2.048.387.799	-	3.758.119.353
13	Kab. Tanah Bumbu	5.699.168.801	4.797.539.856	-	5.699.168.801
XX	Provinsi Kalimantan Timur	233.388.221.870	142.452.651.024	-	233.388.221.870
1	Kab. Berau	12.545.534.066	7.460.123.415	-	12.545.534.066
2	Kab. Bulungan	10.273.244.519	6.329.906.361	-	10.273.244.519
3	Kab. Kutai Kartanegara	23.109.406.023	15.500.467.788	-	23.109.406.023
4	Kab. Kutai Barat	17.326.854.266	8.791.103.151	-	17.326.854.266
5	Kab. Kutai Timur	36.141.538.263	19.530.823.146	-	36.141.538.263
6	Kab. Malinau	8.833.547.367	5.508.507.990	-	8.833.547.367
7	Kab. Nunukan	9.497.564.919	5.727.918.984	-	9.497.564.919
8	Kab. Pasir	14.352.935.175	8.402.705.982	-	14.352.935.175
9	Kota Balikpapan	101.242.716.453	65.978.201.430	-	101.242.716.453
10	Kota Bontang	48.060.588.705	31.246.388.292	-	48.060.588.705
11	Kota Samarinda	37.741.049.375	20.654.275.812	-	37.741.049.375
12	Kota Tarakan	13.842.327.286	8.404.532.574	-	13.842.327.286
13	Kab. Penajam Paser Utara	9.083.954.855	5.459.688.969	-	9.083.954.855
14	Kab. Tana Tidung	8.031.071.527	4.684.332.618	-	8.031.071.527
XXI	Provinsi Sulawesi Utara	30.781.650.092	17.332.254.633	-	30.781.650.092
1	Kab. Bolaang Mongondow	1.513.678.298	712.479.585	-	1.513.678.298
2	Kab. Minahasa	2.496.263.406	1.306.782.015	-	2.496.263.406
3	Kab. Sangihe	2.352.205.502	1.381.917.606	-	2.352.205.502
4	Kota Bitung	2.347.851.117	1.622.572.239	-	2.347.851.117
5	Kota Manado	18.777.716.493	11.451.399.456	-	18.777.716.493
6	Kab. Kepulauan Talaud	1.494.951.902	887.013.384	-	1.494.951.902
7	Kab. Minahasa Selatan	1.778.132.417	745.077.744	-	1.778.132.417
8	Kota Tomohon	2.111.669.520	1.336.447.500	-	2.111.669.520
9	Kab. Minahasa Utara	2.927.499.063	1.631.307.678	-	2.927.499.063
10	Kota Kotamobagu	2.343.377.051	1.276.401.864	-	2.343.377.051
11	Kab. Bolaang Mongondow Utara	1.156.503.430	701.095.212	-	1.156.503.430
12	Kab. Kep. Siau Tagulandang Biaro	1.780.703.102	1.005.466.821	-	1.780.703.102
13	Kab. Minahasa Tenggara	1.496.887.640	695.492.973	-	1.496.887.640
14	Kab. Bolaang Mongondow Selatan	1.177.557.273	620.586.483	-	1.177.557.273
15	Kab. Bolaang Mongondow Timur	2.417.478.917	624.341.370	-	2.417.478.917
XXII	Provinsi Gorontalo	9.270.182.200	4.308.041.025	-	9.270.182.200
1	Kab. Boalemo	1.175.600.242	593.577.924	-	1.175.600.242
2	Kab. Gorontalo	3.089.798.655	1.374.246.132	-	3.089.798.655
3	Kota Gorontalo	5.595.080.702	2.553.389.829	-	5.595.080.702
4	Kab. Pohuwato	1.280.480.305	698.963.610	-	1.280.480.305
5	Kab. Bone Bolango	1.652.539.734	717.960.171	-	1.652.539.734
6	Kab. Gorontalo Utara	1.111.773.659	523.923.867	-	1.111.773.659
XXIII	Provinsi Sulawesi Tengah	17.619.916.835	10.880.304.888	-	17.619.916.835
1	Kab. Banggai	2.993.784.737	1.672.103.532	-	2.993.784.737
2	Kab. Banggai Kepulauan	1.329.842.822	834.448.509	-	1.329.842.822
3	Kab. Buol	1.429.302.094	892.454.259	-	1.429.302.094
4	Kab. ToliToli	1.738.326.795	1.096.117.557	-	1.738.326.795
5	Kab. Donggala	1.362.415.337	1.013.314.302	-	1.362.415.337
6	Kab. Morowali	1.544.707.615	882.618.495	-	1.544.707.615
7	Kab. Poso	1.911.655.840	1.286.224.791	-	1.911.655.840
8	Kota Palu	9.685.937.118	5.630.028.042	-	9.685.937.118
9	Kab. Parigi Moutong	1.793.592.462	1.439.472.495	-	1.793.592.462
10	Kab. Tojo Una Una	1.286.754.433	773.440.131	-	1.286.754.433
11	Kab. Sigi	1.353.555.996	800.235.207	-	1.353.555.996
XXIV	Provinsi Sulawesi Selatan	92.665.469.704	53.044.046.865	-	92.665.469.704
1	Kab. Bantaeng	2.519.745.374	1.539.645.270	-	2.519.745.374
2	Kab. Barru	2.923.124.800	1.649.066.517	-	2.923.124.800
3	Kab. Bone	5.418.903.944	2.980.494.363	-	5.418.903.944
4	Kab. Bulukumba	4.186.248.607	2.268.210.045	-	4.186.248.607



MENTERI KEUANGAN
REPUBLIK INDONESIA

- 7 -

NO	DAERAH	ALOKASI DEFINITIF	REALISASI s.d. Tw. III	LEBIH SALUR	ALOKASI DEFINITIF DAN LEBIH SALUR
5	Kab. Enrekang	2.846.347.237	1.679.197.224	-	2.846.347.237
6	Kab. Gowa	4.547.872.622	2.420.598.723	-	4.547.872.622
7	Kab. Jeneponto	3.260.423.480	1.974.420.639	-	3.260.423.480
8	Kab. Luwu	2.472.089.677	1.371.216.081	-	2.472.089.677
9	Kab. Luwu Utara	2.972.936.600	1.594.093.416	-	2.972.936.600
10	Kab. Maros	4.938.479.472	2.702.842.809	-	4.938.479.472
11	Kab. Pangkajene Kepulauan	8.413.331.751	4.844.323.689	-	8.413.331.751
12	Kab. Pinrang	3.488.931.119	2.014.947.636	-	3.488.931.119
13	Kab. Kepulauan Selayar	2.406.779.216	1.495.166.184	-	2.406.779.216
14	Kab. Sidenreng Rappang	3.638.499.250	1.907.002.074	-	3.638.499.250
15	Kab. Sinjai	2.824.988.411	1.729.991.838	-	2.824.988.411
16	Kab. Soppeng	3.220.550.579	1.512.146.145	-	3.220.550.579
17	Kab. Takalar	3.103.801.117	1.909.264.341	-	3.103.801.117
18	Kab. Tana Toraja	3.486.624.004	1.780.613.619	-	3.486.624.004
19	Kab. Wajo	3.942.067.372	2.154.479.889	-	3.942.067.372
20	Kota Parepare	4.598.828.859	2.965.530.276	-	4.598.828.859
21	Kota Makassar	41.044.286.776	25.003.911.960	-	41.044.286.776
22	Kota Palopo	4.088.349.954	2.439.569.103	-	4.088.349.954
23	Kab. Luwu Timur	16.431.716.346	8.347.695.468	-	16.431.716.346
24	Kab. Toraja Utara	2.223.277.976	1.281.642.960	-	2.223.277.976
XXV	Provinsi Sulawesi Barat	7.438.072.989	3.697.743.951	-	7.438.072.989
1	Kab. Majene	1.606.135.493	849.061.890	-	1.606.135.493
2	Kab. Mamuju	3.762.079.379	2.014.967.619	-	3.762.079.379
3	Kab. Polewali Mandar	2.069.664.312	1.142.935.305	-	2.069.664.312
4	Kab. Mamasa	2.130.190.222	651.562.098	-	2.130.190.222
5	Kab. Mamuju Utara	1.589.040.076	888.089.010	-	1.589.040.076
XXVI	Provinsi Sulawesi Tenggara	17.245.920.704	12.159.416.262	-	17.245.920.704
1	Kab. Buton	1.620.408.627	1.123.186.656	-	1.620.408.627
2	Kab. Konawe	1.674.152.940	1.382.024.703	-	1.674.152.940
3	Kab. Kolaka	3.692.868.126	3.082.011.345	-	3.692.868.126
4	Kab. Muna	1.893.389.805	1.180.268.181	-	1.893.389.805
5	Kota Kendari	7.882.844.265	5.212.744.494	-	7.882.844.265
6	Kota Baubau	2.267.846.145	1.347.469.479	-	2.267.846.145
7	Kab. Konawe Selatan	1.886.523.645	1.398.699.456	-	1.886.523.645
8	Kab. Bombana	1.242.004.312	864.847.920	-	1.242.004.312
9	Kab. Wakatobi	1.086.698.998	700.428.873	-	1.086.698.998
10	Kab. Kolaka Utara	1.004.512.102	780.128.724	-	1.004.512.102
11	Kab. Konawe Utara	858.478.877	614.850.960	-	858.478.877
12	Kab. Buton Utara	759.153.209	552.463.587	-	759.153.209
XXVII	Provinsi Bali	61.755.829.443	36.905.529.624	-	61.755.829.443
1	Kab. Badung	22.677.350.084	13.463.705.757	-	22.677.350.084
2	Kab. Bangli	4.093.949.526	2.508.096.828	-	4.093.949.526
3	Kab. Buleleng	6.783.295.274	4.005.760.419	-	6.783.295.274
4	Kab. Gianyar	7.112.028.737	4.110.641.190	-	7.112.028.737
5	Kab. Jembrana	4.742.205.541	2.806.035.837	-	4.742.205.541
6	Kab. Karangasem	5.839.488.977	3.428.713.239	-	5.839.488.977
7	Kab. Klungkung	4.562.225.603	3.019.116.060	-	4.562.225.603
8	Kab. Tabanan	5.706.652.528	3.461.342.433	-	5.706.652.528
9	Kota Denpasar	31.116.547.891	18.554.882.664	-	31.116.547.891
XXVIII	Provinsi Nusa Tenggara Barat	44.444.038.499	25.099.298.562	-	44.444.038.499
1	Kab. Bima	2.334.395.778	2.158.973.832	-	2.334.395.778
2	Kab. Dompu	3.113.383.138	1.906.645.344	-	3.113.383.138
3	Kab. Lombok Barat	3.268.953.088	1.481.577.810	-	3.268.953.088
4	Kab. Lombok Tengah	4.525.119.641	2.531.190.600	-	4.525.119.641
5	Kab. Lombok Timur	5.299.492.543	3.450.129.537	-	5.299.492.543
6	Kab. Sumbawa	4.199.882.740	2.631.354.648	-	4.199.882.740
7	Kota Mataram	13.342.068.891	6.658.228.470	-	13.342.068.891
8	Kota Bima	4.926.492.889	1.940.525.925	-	4.926.492.889
9	Kab. Sumbawa Barat	22.871.432.911	13.416.685.362	-	22.871.432.911
10	Kab. Lombok Utara	2.784.836.127	1.473.636.300	-	2.784.836.127
XXIX	Provinsi Nusa Tenggara Timur	27.196.308.056	13.892.759.877	-	27.196.308.056
1	Kab. Alor	1.449.493.786	770.034.075	-	1.449.493.786
2	Kab. Belu	1.973.312.756	1.126.438.269	-	1.973.312.756
3	Kab. Ende	2.035.157.021	1.027.047.504	-	2.035.157.021



MENTERI KEUANGAN
REPUBLIK INDONESIA

- 8 -

NO	DAERAH	ALOKASI DEFINITIF	REALISASI s.d. Tw. III	LEBIH SALUR	ALOKASI DEFINITIF DAN LEBIH SALUR
4	Kab. Flores Timur	1.587.346.102	886.860.081	-	1.587.346.102
5	Kab. Kupang	1.724.164.818	1.046.601.600	-	1.724.164.818
6	Kab. Lembata	1.186.899.384	628.500.051	-	1.186.899.384
7	Kab. Manggarai	2.131.252.452	1.261.809.621	-	2.131.252.452
8	Kab. Ngada	1.173.539.917	713.684.304	-	1.173.539.917
9	Kab. Sikka	1.493.976.898	889.678.833	-	1.493.976.898
10	Kab. Sumba Barat	1.375.389.435	837.293.526	-	1.375.389.435
11	Kab. Sumba Timur	1.654.405.769	933.220.929	-	1.654.405.769
12	Kab. Timor Tengah Selatan	1.178.410.841	492.799.227	-	1.178.410.841
13	Kab. Timor Tengah Utara	1.432.223.638	860.651.298	-	1.432.223.638
14	Kota Kupang	13.944.915.399	6.237.518.994	-	13.944.915.399
15	Kab. Rote Ndao	1.226.206.182	619.642.374	-	1.226.206.182
16	Kab. Manggarai Barat	1.403.193.329	658.313.358	-	1.403.193.329
17	Kab. Nagekeo	940.812.789	514.601.868	-	940.812.789
18	Kab. Sumba Barat Daya	663.745.779	309.692.898	-	663.745.779
19	Kab. Sumba Tengah	794.096.739	309.692.958	-	794.096.739
20	Kab. Manggarai Timur	670.604.414	321.745.980	-	670.604.414
21	Kab. Sabu Raijua	755.314.625	393.312.036	-	755.314.625
XXX	Provinsi Maluku	12.648.457.442	7.597.554.330	-	12.648.457.442
1	Kab. Maluku Tenggara Barat	517.839.701	653.744.613	135.904.912	653.744.613
2	Kab. Maluku Tengah	1.675.241.057	1.032.468.309	-	1.675.241.057
3	Kab. Maluku Tenggara	1.537.941.638	1.009.103.577	-	1.537.941.638
4	Kab. Buru	632.832.000	529.440.474	-	632.832.000
5	Kota Ambon	9.248.104.531	5.483.155.818	-	9.248.104.531
6	Kab. Seram Bagian Barat	933.496.055	475.578.924	-	933.496.055
7	Kab. Seram Bagian Timur	748.336.528	438.244.731	-	748.336.528
8	Kab. Kepulauan Aru	772.127.832	480.893.817	-	772.127.832
9	Kab. Buru Selatan	929.965.623	371.784.918	-	929.965.623
10	Kab. Maluku Barat Daya	1.374.056.605	537.618.090	-	1.374.056.605
11	Kota Tual	602.744.588	384.298.215	-	602.744.588
XXXI	Provinsi Maluku Utara	13.059.425.264	14.337.197.913	1.277.772.649	14.337.197.913
1	Kab. Halmahera Tengah	1.330.409.668	1.296.929.736	-	1.330.409.668
2	Kab. Halmahera Barat	1.150.840.884	1.050.955.518	-	1.150.840.884
3	Kota Ternate	3.456.093.864	8.852.427.900	5.396.334.036	8.852.427.900
4	Kab. Halmahera Timur	1.309.134.417	1.121.975.079	-	1.309.134.417
5	Kota Tidore Kepulauan	2.638.105.207	1.814.675.814	-	2.638.105.207
6	Kab. Kepulauan Sula	1.350.107.130	1.217.088.741	-	1.350.107.130
7	Kab. Halmahera Selatan	1.494.371.066	1.374.264.903	-	1.494.371.066
8	Kab. Halmahera Utara	6.059.604.406	3.979.064.166	-	6.059.604.406
9	Kab. Pulau Morotai	800.471.250	798.415.002	-	800.471.250
XXXII	Provinsi Papua	92.148.452.407	59.400.347.067	-	92.148.452.407
1	Kab. Biak Numfor	3.644.930.146	2.037.006.747	-	3.644.930.146
2	Kab. Jayapura	2.192.388.236	1.302.786.621	-	2.192.388.236
3	Kab. Jayawijaya	3.076.690.674	1.744.715.016	-	3.076.690.674
4	Kab. Merauke	3.961.709.145	2.442.704.994	-	3.961.709.145
5	Kab. Mimika	66.628.695.757	46.553.267.271	-	66.628.695.757
6	Kab. Nabire	2.695.261.032	1.558.846.461	-	2.695.261.032
7	Kab. Paniai	2.304.462.140	1.541.602.200	-	2.304.462.140
8	Kab. Puncak Jaya	1.844.529.425	1.128.944.865	-	1.844.529.425
9	Kab. Kepulauan Yapen	2.406.247.397	1.413.327.522	-	2.406.247.397
10	Kota Jayapura	14.882.785.821	7.644.787.737	-	14.882.785.821
11	Kab. Sarmi	1.738.884.266	1.076.148.906	-	1.738.884.266
12	Kab. Keerom	1.827.042.320	1.120.205.721	-	1.827.042.320
13	Kab. Yahukimo	1.546.293.661	979.902.132	-	1.546.293.661
14	Kab. Pegunungan Bintang	2.123.183.076	1.268.201.478	-	2.123.183.076
15	Kab. Tolikara	1.606.570.180	1.010.025.204	-	1.606.570.180
16	Kab. Boven Digoel	3.235.940.854	2.006.703.996	-	3.235.940.854
17	Kab. Mappi	2.340.388.219	1.468.706.061	-	2.340.388.219
18	Kab. Asmat	2.159.842.894	1.360.244.529	-	2.159.842.894
19	Kab. Waropen	1.598.869.872	1.006.811.334	-	1.598.869.872
20	Kab. Supiori	1.508.436.074	961.277.739	-	1.508.436.074
21	Kab. Mamberamo Raya	1.445.563.800	929.562.582	-	1.445.563.800
22	Kab. Nduga	1.596.783.867	1.005.134.514	-	1.596.783.867
23	Kab. Lanny Jaya	1.636.789.162	1.025.127.081	-	1.636.789.162



MENTERI KEUANGAN
REPUBLIK INDONESIA


- 9 -

NO	DAERAH	ALOKASI DEFINITIF	REALISASI s.d. Tw. III	LEBIH SALUR	ALOKASI DEFINITIF DAN LEBIH SALUR
24	Kab. Mamberamo Tengah	1.539.442.965	976.478.511	-	1.539.442.965
25	Kab. Yalimo	1.628.194.451	1.020.831.891	-	1.628.194.451
26	Kab. Puncak	1.828.894.770	1.121.131.479	-	1.828.894.770
27	Kab. Dogiyai	1.582.264.149	998.450.319	-	1.582.264.149
28	Kab. Intan Jaya	1.860.053.495	1.226.617.656	-	1.860.053.495
29	Kab. Deiyai	1.781.540.749	1.170.969.996	-	1.781.540.749
XXXIII	Provinsi Papua Barat	19.152.463.171	14.105.210.985	-	19.152.463.171
1	Kab. Sorong	2.955.479.783	2.175.726.384	-	2.955.479.783
2	Kab. Manokwari	3.861.296.633	2.747.693.160	-	3.861.296.633
3	Kab. Fak Fak	1.910.311.853	1.471.434.972	-	1.910.311.853
4	Kota Sorong	5.328.997.039	4.165.297.224	-	5.328.997.039
5	Kab. Sorong Selatan	1.568.210.580	1.120.575.087	-	1.568.210.580
6	Kab. Raja Ampat	1.450.973.073	1.118.702.379	-	1.450.973.073
7	Kab. Teluk Bintuni	6.913.314.215	4.900.180.806	-	6.913.314.215
8	Kab. Teluk Wondama	1.746.134.722	1.281.837.495	-	1.746.134.722
9	Kab. Kaimana	1.378.804.320	966.198.171	-	1.378.804.320
10	Kab. Maybrat	803.942.423	605.085.393	-	803.942.423
11	Kab. Tambrau	811.230.111	605.085.393	-	811.230.111
	Total Provinsi	8.431.022.012.342	4.986.067.806.825	1.277.772.649	8.432.299.784.991
	Total Kabupaten/Kota	4.073.393.614.684	2.463.472.192.362	6.916.616.264	4.080.310.230.948
	Total Nasional	12.504.415.627.026	7.449.539.999.187	8.194.388.913	12.512.610.015.939

Salinan sesuai dengan aslinya
KEPALA BIRO UMUM

u.b.

KEPALA BAGIAN T. U. KEMENTERIAN


GIARTO
NIP. 195904201984021001

MENTERI KEUANGAN,

ttd,

AGUS D.W. MARTOWARDOJO