



MENTERI KEUANGAN
REPUBLIK INDONESIA

LAMPIRAN II
PERATURAN MENTERI KEUANGAN REPUBLIK INDONESIA
NOMOR 197/PMK.07/2011
TENTANG
ALOKASI SEMENTARA DANA BAGI HASIL PAJAK BUMI
DAN BANGUNAN TAHUN ANGGARAN 2011

RINCIAN ALOKASI SEMENTARA DANA BAGI HASIL PAJAK BUMI DAN BANGUNAN BAGIAN DAERAH
TAHUN ANGGARAN 2012

(dalam rupiah)

NO	DAERAH	Dana Bagi Hasil Pajak Bumi dan Bangunan Bagian Daerah							Jumlah
		Sektor Pedesaan	Sektor Perkotaan	Sektor Perkebunan	Sektor Perhutanan	Sektor Pertambangan			
						Migas	Non Migas		
1	2	3	7	11	15	23	Panas Bumi	Non Migas Lainnya	19
I	Provinsi Aceh	732.529.178	2.852.177.336	7.006.151.996	150.423.789	155.983.176.226	-	4.953.162	166.729.411.687
1	Kab. Aceh Barat	82.836.227	582.951.677	3.191.414.759	32.967.018	11.588.591.871	-	8.828.245	15.487.589.797
2	Kab. Aceh Besar	568.551.012	888.321.029	12.961.266	38.427.452	13.922.550.803	-	130.893	15.430.942.455
3	Kab. Aceh Selatan	59.213.928	67.731.678	757.156.242	53.505.915	15.954.865.821	-	-	16.892.473.584
4	Kab. Aceh Singkil	65.999.293	73.154.584	3.986.019.062	59.787.040	11.073.495.090	-	-	15.258.455.069
5	Kab. Aceh Tengah	126.134.791	275.451.007	4.716.247	85.042.853	15.653.828.779	-	-	16.145.173.677
6	Kab. Aceh Tenggara	137.585.900	303.383.528	-	-	14.542.661.509	-	-	14.983.630.937
7	Kab. Aceh Timur	200.498.067	256.142.658	5.966.781.875	-	77.423.466.680	-	-	83.846.889.280
8	Kab. Aceh Utara	514.340.850	1.757.162.889	1.875.538.157	32.462.895	165.627.697.931	-	-	169.807.202.722
9	Kab. Bireuen	59.724.236	379.432.455	151.913.651	31.055.109	28.047.674.389	-	-	28.669.799.840
10	Kab. Pidie	236.529.323	434.557.584	8.640.844	38.495.104	13.321.883.736	-	-	14.040.106.591
11	Kab. Simeulue	64.114.690	35.775.303	25.194.604	76.864.069	13.087.699.310	-	-	13.289.647.976
12	Kota Banda Aceh	-	3.199.042.859	-	-	10.825.296.900	-	-	14.024.339.759
13	Kota Sabang	-	192.653.444	-	-	14.160.568.525	-	-	14.353.221.969
14	Kota Langsa	-	811.158.148	789.133.203	-	13.772.488.927	-	-	15.372.780.278
15	Kota Lhokseumawe	-	1.314.597.058	-	-	42.410.847.579	-	-	43.725.444.637
16	Kab. Nagan Raya	99.685.798	59.382.154	5.344.398.706	9.290.125	15.040.472.021	-	10.853.510	20.564.082.314
17	Kab. Aceh Jaya	33.134.237	23.383.518	330.375.762	104.779.686	15.285.994.446	-	-	15.777.667.649
18	Kab. Aceh Barat Daya	77.015.665	102.078.121	621.874.039	20.280.703	13.418.398.559	-	-	14.239.647.087
19	Kab. Gayo Lues	60.586.222	82.401.879	-	-	20.226.059.441	-	-	20.369.047.542
20	Kab. Aceh Tamiang	142.355.747	343.119.415	4.235.684.323	-	63.260.060.913	-	-	67.981.220.398
21	Kab. Bener Meriah	212.405.806	125.090.260	-	18.737.183	13.831.699.125	-	-	14.187.932.374
22	Kab. Pidie Jaya	118.475.585	15.948.039	7.354.251	-	11.679.704.571	-	-	11.821.482.446
23	Kota Subulussalam	70.929.327	85.790.047	715.450.986	-	9.776.697.969	-	-	10.648.868.329



MENTERI KEUANGAN
REPUBLIK INDONESIA

- 2 -

NO	DAERAH	Dana Bagi Hasil Pajak Bumi dan Bangunan Bagian Daerah							Jumlah
		Sektor Pedesaan	Sektor Perkotaan	Sektor Perkebunan	Sektor Perhutanan	Sektor Pertambangan			
						Migas	Non Migas		
						Panas Bumi	Non Migas Lainnya		
II	Provinsi Sumatera Utara	3.613.916.459	6.939.034.548	58.738.377.978	748.068.430	130.094.191.502	2.675.527.200	2.402.715.097	205.211.831.214
1	Kab. Asahan	1.803.434.581	1.329.106.591	33.916.538.846	-	14.608.795.973	-	-	51.657.875.991
2	Kab. Dairi	440.981.321	585.568.670	112.153.207	47.427.008	15.263.628.521	-	174.542.270	16.624.300.997
3	Kab. Deli Serdang	-	-	22.170.531.866	-	34.499.281.392	-	-	56.669.813.258
4	Kab. Tanah Karo	769.557.084	1.997.554.451	99.798.513	-	10.351.249.968	6.179.457.600	2.813.100.539	22.210.718.155
5	Kab. Labuhan Batu	402.824.544	1.912.214.405	14.714.112.187	-	20.486.709.146	-	-	37.515.860.282
6	Kab. Langkat	1.855.675.566	3.090.289.548	31.301.746.091	-	90.818.215.204	-	-	127.065.926.409
7	Kab. Mandailing Natal	315.267.109	242.554.630	7.289.353.174	269.451.860	18.181.886.632	-	36.110.691	26.334.624.096
8	Kab. Nias	63.028.488	37.698.386	-	-	4.918.081.942	-	-	5.018.808.816
9	Kab. Simalungun	1.756.553.187	1.652.654.428	30.749.779.370	215.013.014	17.046.474.143	-	45.184.031	51.465.658.173
10	Kab. Tapanuli Selatan	182.428.102	91.913.650	3.273.796.979	325.746.991	13.774.411.633	2.901.744.000	1.585.305.564	22.135.346.919
11	Kab. Tapanuli Tengah	393.990.413	754.001.559	992.312.199	69.285.853	14.757.175.969	-	48.423.016	17.015.189.009
12	Kab. Tapanuli Utara	348.137.648	286.354.385	-	638.604.790	15.057.326.013	1.620.907.200	1.027.859.000	18.979.189.036
13	Kab. Toba Samosir	610.823.873	126.048.525	255.907.218	222.405.470	9.825.396.702	-	1.596.940.930	12.637.522.718
14	Kota Binjai	-	3.166.266.260	971.965.526	-	25.195.833.367	-	-	29.334.065.153
15	Kota Medan	-	-	-	-	29.622.600.438	-	-	29.622.600.438
16	Kota Pematang Siantar	-	3.217.802.592	29.856.151	-	6.171.469.562	-	-	9.419.128.305
17	Kota Sibolga	-	1.094.377.322	-	-	10.652.037.549	-	-	11.746.414.871
18	Kota Tanjung Balai	-	1.015.693.261	-	-	8.122.894.350	-	-	9.138.587.611
19	Kota Tebing Tinggi	-	2.383.663.423	-	-	9.270.975.431	-	-	11.654.638.854
20	Kota Padang Sidempuan	-	1.573.005.729	275.869.698	-	13.829.097.397	-	-	15.677.972.824
21	Kab. Pakpak Bharat	52.641.934	44.649.163	-	21.555.488	14.611.678.875	-	3.735.999	14.734.261.459
22	Kab. Nias Selatan	48.674.677	38.025.358	-	289.670.415	14.223.343.320	-	-	14.599.713.770
23	Kab. Humbang Hasundutan	248.616.832	37.224.274	-	401.467.369	17.551.848.813	-	-	18.239.157.288
24	Kab. Serdang Berdagai	1.806.518.742	1.324.547.394	21.399.372.875	-	14.993.919.348	-	-	39.524.358.359
25	Kab. Samosir	152.148.273	70.208.863	-	194.760.761	9.012.028.397	-	-	9.429.146.294
26	Kab. Batu Bara	1.140.472.899	306.448.643	7.393.801.472	-	8.510.333.126	-	2.279.658.347	19.630.714.487
27	Kab. Padang Lawas Utara	144.255.180	49.254.942	11.136.064.175	91.524.903	12.995.165.691	-	-	24.416.264.891
28	Kab. Padang Lawas	335.206.185	98.663.027	5.641.282.242	91.379.665	12.341.341.488	-	-	18.507.872.607



MENTERI KEUANGAN
REPUBLIK INDONESIA

- 3 -

NO	DAERAH	Dana Bagi Hasil Pajak Bumi dan Bangunan Bagian Daerah							Jumlah
		Sektor Pedesaan	Sektor Perkotaan	Sektor Perkebunan	Sektor Perhutanan	Sektor Pertambangan			
						Migas	Non Migas		
					Panas Bumi		Non Migas Lainnya		
29	Kab. Labuhan Batu Selatan	736.324.599	570.711.175	29.330.980.488	113.980.131	11.420.310.837	-	-	42.172.307.230
30	Kab. Labuhan Batu Utara	817.738.048	468.488.377	13.898.289.628	-	12.029.602.292	-	-	27.214.118.345
31	Kab. Nias Utara	19.902.152	13.434.860	-	-	4.293.392.527	-	-	4.326.729.539
32	Kab. Nias Barat	10.464.390	1.678.740	-	-	2.932.186.766	-	-	2.944.329.896
33	Kota Gunungsitoli	-	176.035.548	-	-	3.008.073.179	-	-	3.184.108.727
III	Provinsi Sumatera Barat	1.628.676.921	6.157.129.536	4.682.275.427	8.729.024	52.196.826.825	-	9.081.346	64.682.719.079
1	Kab. Limapuluh Kota	521.008.775	399.099.720	223.448.851	-	14.807.082.084	-	-	15.950.639.430
2	Kab. Agam	671.124.509	706.677.277	1.757.542.372	-	12.040.447.579	-	-	15.175.791.737
3	Kab. Kepulauan Mentawai	70.612.904	44.513.241	-	20.804.899	13.876.098.047	-	-	14.012.029.091
4	Kab. Padang Pariaman	1.197.547.604	1.137.389.295	-	-	10.185.230.820	-	-	12.520.167.719
5	Kab. Pasaman	340.589.206	213.924.085	1.639.341	-	13.355.882.940	-	-	13.912.035.572
6	Kab. Pesisir Selatan	642.723.666	344.956.511	1.462.439.048	-	17.343.853.198	-	-	19.793.972.423
7	Kab. Sijunjung	346.459.022	401.947.378	198.800.500	-	13.733.069.672	-	32.677.024	14.712.953.596
8	Kab. Solok	631.040.729	380.076.263	124.815.532	-	13.618.160.162	-	-	14.754.092.686
9	Kab. Tanah Datar	50.429.051	1.019.800.233	4.500.343	-	10.149.252.909	-	3.648.360	11.227.630.896
10	Kota Bukit Tinggi	-	1.617.825.748	-	-	4.351.246.520	-	-	5.969.072.268
11	Kota Padang Panjang	-	399.225.731	-	-	8.262.662.039	-	-	8.661.887.770
12	Kota Padang	-	14.784.867.455	-	-	10.330.846.548	-	-	25.115.714.003
13	Kota Payakumbuh	-	1.132.484.125	-	-	5.582.849.725	-	-	6.715.333.850
14	Kota Sawahlunto	89.720.245	429.569.413	-	-	7.306.484.030	-	-	7.825.773.688
15	Kota Solok	-	574.984.922	-	-	7.815.224.242	-	-	8.390.209.164
16	Kota Pariaman	-	447.391.692	-	-	10.676.899.998	-	-	11.124.291.690
17	Kab. Pasaman Barat	676.084.955	127.570.695	6.369.432.275	-	13.421.547.819	-	-	20.594.635.744
18	Kab. Dharmasraya	618.103.019	327.648.676	4.872.583.020	14.111.199	9.781.518.290	-	-	15.613.964.204
19	Kab. Solok Selatan	659.263.994	138.565.676	3.713.900.421	-	12.148.950.670	-	-	16.660.680.761
IV	Provinsi Riau	1.762.594.292	6.672.553.145	26.809.172.688	6.512.489.401	283.861.655.484	-	43.518.750	325.661.983.760
1	Kab. Bengkalis	238.802.366	2.078.969.970	5.036.826.838	3.760.090.856	218.531.357.083	-	-	229.646.047.113
2	Kab. Indragiri Hilir	292.004.919	1.581.487.370	12.620.372.064	2.109.481.056	39.105.211.579	-	17.654.220	55.726.211.208
3	Kab. Indragiri Hulu	455.495.471	542.796.814	8.891.813.760	1.597.196.335	64.000.540.028	-	87.473.861	75.575.316.269



MENTERI KEUANGAN
REPUBLIK INDONESIA

- 5 -


NO	DAERAH	Dana Bagi Hasil Pajak Bumi dan Bangunan Bagian Daerah							Jumlah
		Sektor Pedesaan	Sektor Perkotaan	Sektor Perkebunan	Sektor Perhutanan	Sektor Pertambangan			
						Migas	Non Migas		
							Panas Bumi	Non Migas Lainnya	
VII	Provinsi Sumatera Selatan	2.333.639.262	2.590.655.167	11.965.502.475	1.977.789.265	268.774.381.483	2.810.457.000	6.949.316.504	297.401.741.156
1	Kab. Lahat	337.616.366	554.030.009	4.361.731.174	482.973.921	71.001.385.461	-	5.681.673.187	82.419.410.118
2	Kab. Musi Banyuasin	1.859.086.412	448.191.490	10.022.917.803	2.100.759.976	274.159.555.775	-	710.865.078	289.301.376.534
3	Kab. Musi Rawas	1.021.715.771	341.954.962	8.300.231.281	841.095.397	154.877.533.521	1.410.177.600	255.957.481	167.048.666.013
4	Kab. Muara Enim	798.498.128	2.477.557.863	5.505.670.592	968.983.737	154.319.765.709	9.831.650.400	21.044.072.379	194.946.198.808
5	Kab. Ogan Komering Ilir	975.121.676	157.561.408	7.508.825.419	3.116.016.907	40.350.183.224	-	-	52.107.708.634
6	Kab. Ogan Komering Ulu	463.244.988	1.638.002.408	1.666.524.717	54.458.944	68.962.164.557	-	59.184.395	72.843.580.009
7	Kota Palembang	-	-	-	-	20.536.083.188	-	-	20.536.083.188
8	Kota Pagar Alam	-	571.385.582	344.617.919	-	20.317.073.740	-	-	21.233.077.241
9	Kota Lubuk Linggau	-	1.567.024.273	-	-	17.076.114.923	-	-	18.643.139.196
10	Kota Prabumulih	117.297.758	1.403.295.683	-	-	42.731.830.276	-	-	44.252.423.717
11	Kab. Banyuasin	1.951.515.527	459.141.491	6.031.938.761	271.662.028	94.830.222.115	-	5.461.699	103.549.941.621
12	Kab. Ogan Ilir	273.492.486	119.675.963	2.453.117.310	-	57.343.831.881	-	-	60.190.117.640
13	Kab. Ogan Komering Ulu Timur	994.969.615	275.152.537	1.579.711.023	75.206.147	19.429.773.510	-	40.051.794	22.394.864.626
14	Kab. Ogan Komering Ulu Selatan	298.331.746	168.565.641	-	-	20.493.685.445	-	-	20.960.582.832
15	Kab. Empat Lawang	243.666.569	181.081.354	86.723.898	-	18.668.322.600	-	-	19.179.794.421
VIII	Provinsi Bangka Belitung	465.574.947	2.159.449.739	3.328.860.395	-	30.284.886.294	-	1.800.215.435	38.038.986.810
1	Kab. Bangka	741.603.054	1.031.799.056	2.387.580.974	-	19.334.157.642	-	1.575.957.842	25.071.098.568
2	Kab. Belitung	252.316.141	1.216.825.833	2.819.443.110	-	16.587.598.656	-	452.838.826	21.329.022.566
3	Kota Pangkal Pinang	-	4.864.660.948	-	-	15.969.247.652	-	-	20.833.908.600
4	Kab. Bangka Selatan	230.872.615	96.073.222	299.781.110	-	18.810.775.418	-	1.219.900.509	20.657.402.874
5	Kab. Bangka Tengah	296.582.967	734.223.127	517.303.889	-	17.482.496.114	-	916.082.126	19.946.688.223
6	Kab. Bangka Barat	170.064.186	371.144.907	3.854.145.195	-	16.749.993.350	-	2.064.595.812	23.209.943.450
7	Kab. Belitung Timur	170.860.822	323.071.861	3.437.187.300	-	16.205.276.341	-	971.486.625	21.107.882.949
IX	Provinsi Bengkulu	385.522.246	1.025.618.409	2.129.554.549	-	34.034.851.962	2.667.945.600	1.159.288.784	41.402.781.550
1	Kab. Bengkulu Selatan	183.170.458	228.719.468	115.720	-	11.445.621.910	-	-	11.857.627.556
2	Kab. Bengkulu Utara	191.456.351	171.344.128	2.389.116.827	-	13.844.546.764	4.060.238.400	5.153.591	20.661.856.061
3	Kab. Rejang Lebong	154.520.659	513.877.448	19.376.135	-	12.357.766.649	1.228.543.200	-	14.274.084.091
4	Kota Bengkulu	-	2.592.088.014	-	-	10.576.558.187	-	-	13.168.646.201



MENTERI KEUANGAN
REPUBLIK INDONESIA

- 7 -


NO	DAERAH	Dana Bagi Hasil Pajak Bumi dan Bangunan Bagian Daerah							Jumlah
		Sektor Pedesaan	Sektor Perkotaan	Sektor Perkebunan	Sektor Perhutanan	Sektor Pertambangan			
						Migas	Non Migas		
					Panas Bumi		Non Migas Lainnya		
		3.917.715.225	4.048.465.768	5.390.654.929	132.578.530	28.027.569.556	17.392.514.400	5.658.010.667	64.567.509.075
7	Kab. Garut					129.267.277.871	-	-	147.332.440.956
8	Kab. Indramayu	6.734.346.864	8.785.144.829	1.593.751.405	951.919.987	129.511.129.498	-	-	186.090.844.093
9	Kab. Karawang	5.573.396.982	50.468.038.547	-	538.279.066	20.678.492.106	-	-	27.735.834.670
10	Kab. Kuningan	4.376.356.504	2.241.533.426	59.278.151	380.174.483	52.744.459.105	197.316.000	-	61.111.076.513
11	Kab. Majalengka	4.239.210.241	2.123.755.187	1.300.195.472	506.140.508	18.358.868.173	-	-	42.263.895.682
12	Kab. Purwakarta	5.000.259.982	17.576.304.726	840.674.780	487.788.021	130.379.553.321	-	-	149.126.508.085
13	Kab. Subang	5.706.668.604	6.419.626.732	6.140.956.685	479.702.743	28.359.629.488	12.146.630.400	8.612.623.261	73.193.054.159
14	Kab. Sukabumi	7.669.530.334	8.678.044.587	6.645.330.110	1.081.265.979	18.728.968.989	84.628.800	44.894.063	29.411.306.063
15	Kab. Sumedang	3.201.361.473	6.833.983.600	-	517.469.138	25.205.903.645	1.382.119.200	751.091.708	36.302.531.891
16	Kab. Tasikmalaya	6.170.417.725	918.147.576	1.169.872.079	704.979.958	20.699.036.366	-	-	184.265.479.132
17	Kota Bandung	-	163.566.442.766	-	-	21.916.034.384	-	-	98.603.055.201
18	Kota Bekasi	-	76.687.020.817	-	-	11.445.283.873	-	-	50.766.481.637
19	Kota Bogor	-	39.321.197.764	-	-	10.114.286.560	-	-	21.596.544.582
20	Kota Cirebon	-	11.482.258.022	-	-	16.338.560.816	-	-	16.338.560.816
21	Kota Depok	-	-	-	-	6.412.818.657	-	-	10.859.029.728
22	Kota Sukabumi	-	4.446.211.071	-	-	7.220.592.977	-	-	23.797.199.129
23	Kota Cimahi	-	16.576.606.152	-	-	9.334.320.963	-	-	17.102.398.548
24	Kota Tasikmalaya	-	7.757.239.996	-	10.837.589	10.521.689.193	-	-	12.443.233.969
25	Kota Banjar	-	1.739.791.685	130.231.986	28.498.509	11.549.042.773	-	23.022.596	36.442.592.327
26	Kab. Bandung Barat	430.941.687	21.629.376.542	2.505.035.663	292.344.056	30.694.360.001	-	80.296.262	112.652.778.640
XIII	Provinsi Banten	4.928.388.696	75.848.589.640	950.925.852	150.218.189	21.110.125.808	-	321.185.049	28.057.154.920
1	Kab. Lebak	2.376.684.590	1.012.632.537	2.973.019.066	263.507.870	21.045.264.635	-	-	24.690.559.983
2	Kab. Pandeglang	1.383.105.637	1.242.129.841	727.253.983	292.805.887	18.546.102.849	-	-	32.642.376.204
3	Kab. Serang	4.615.050.501	9.333.233.498	103.430.358	44.558.998	20.554.671.759	-	-	102.686.398.067
4	Kab. Tangerang	11.338.714.056	70.793.012.252	-	-	8.137.605.925	-	-	41.801.590.522
5	Kota Cilegon	-	33.663.984.597	-	-	17.639.404.658	-	-	131.044.294.834
6	Kota Tangerang	-	113.404.890.176	-	-	6.913.689.448	-	-	12.931.621.814
7	Kota Serang	-	6.017.932.366	-	-	8.830.574.920	-	-	76.757.118.210
8	Kota Tangerang Selatan	-	67.926.543.290	-	-	-	-	-	-



MENTERI KEUANGAN
REPUBLIK INDONESIA

- 8 -

NO	DAERAH	Dana Bagi Hasil Pajak Bumi dan Bangunan Bagian Daerah							Jumlah
		Sektor Pedesaan	Sektor Perkotaan	Sektor Perkebunan	Sektor Perhutanan	Sektor Pertambangan			
						Migas	Non Migas		
						Panas Bumi	Non Migas Lainnya		
XIV	Provinsi Jawa Tengah	25.400.230.724	41.695.238.147	5.120.259.992	6.148.714.718	150.559.343.822	299.489.400	169.391.432	229.392.668.235
1	Kab. Banjarnegara	3.842.481.354	5.218.170.163	8.901.026	602.054.489	14.317.044.346	628.365.600	-	24.617.016.978
2	Kab. Banyumas	4.540.090.780	11.781.345.808	558.703.540	1.192.567.970	22.890.461.390	-	248.848.596	41.212.018.084
3	Kab. Batang	3.380.366.221	2.365.028.986	2.943.601.352	662.919.905	12.924.892.860	-	-	22.276.809.324
4	Kab. Blora	2.295.046.921	1.440.220.011	-	4.381.604.293	52.638.842.969	-	-	60.755.714.194
5	Kab. Boyolali	3.408.510.920	3.877.540.735	-	408.069.767	14.745.075.537	-	-	22.439.196.959
6	Kab. Brebes	5.661.330.231	4.731.688.454	628.398.931	1.109.658.414	26.357.739.806	-	-	38.488.815.836
7	Kab. Cilacap	5.312.106.011	15.501.743.355	3.496.388.305	2.145.944.242	26.670.169.103	-	366.655.449	53.493.006.465
8	Kab. Demak	4.264.728.135	3.492.861.560	-	208.576.939	17.915.369.474	-	6.528.945	25.888.065.053
9	Kab. Grobogan	5.373.032.048	2.580.758.868	-	2.137.143.597	30.583.795.073	-	-	40.674.729.586
10	Kab. Jepara	2.846.376.445	5.749.403.219	2.686.203.840	486.515.715	21.209.494.706	-	24.673.506	33.002.667.431
11	Kab. Karanganyar	2.270.938.771	8.044.466.420	796.327.882	10.360.358	12.777.162.604	-	-	23.899.256.035
12	Kab. Kebumen	4.570.248.009	2.864.168.070	-	839.366.943	19.110.419.212	-	-	27.384.202.234
13	Kab. Kendal	4.937.476.312	5.131.006.391	2.761.044.243	752.730.613	14.452.364.554	-	-	28.034.622.113
14	Kab. Klaten	2.515.114.593	4.018.009.790	-	25.848.439	16.150.287.255	-	-	22.709.260.077
15	Kab. Kudus	1.681.105.451	6.753.748.868	212.978.574	81.081.395	29.276.737.511	-	-	38.005.651.799
16	Kab. Magelang	4.754.295.714	4.247.466.538	29.364.952	225.950.600	15.665.903.632	-	-	24.922.981.436
17	Kab. Pati	4.607.036.756	3.412.834.276	899.465.407	1.143.035.008	22.919.194.248	-	-	32.981.565.695
18	Kab. Pekalongan	2.467.696.943	1.973.861.073	677.889.841	853.544.850	14.824.621.529	-	-	20.797.614.236
19	Kab. Pemasang	3.687.595.145	3.430.649.880	627.750.241	1.015.739.398	19.889.313.776	-	-	28.651.048.440
20	Kab. Purbalingga	3.239.670.530	4.763.102.796	2.760.761	322.210.201	12.704.646.735	-	-	21.032.391.023
21	Kab. Purworejo	4.519.581.414	3.474.709.398	-	466.691.083	13.303.404.159	-	-	21.764.386.054
22	Kab. Rembang	1.870.661.277	1.213.897.172	-	1.263.134.193	21.350.865.137	-	30.859.231	25.729.417.010
23	Kab. Semarang	2.130.377.507	8.278.026.681	2.052.601.881	399.072.136	13.043.536.150	-	-	25.903.614.355
24	Kab. Sragen	3.343.979.810	2.198.506.449	1.090.190.096	141.087.836	14.663.445.879	-	-	21.437.210.070
25	Kab. Sukoharjo	-	-	229.371.111	4.342.338	12.626.274.117	-	-	12.859.987.566
26	Kab. Tegal	3.257.988.507	5.989.902.721	201.740.632	879.947.325	20.605.990.029	-	-	30.935.569.214
27	Kab. Temanggung	3.599.983.866	2.681.445.726	289.869.221	655.274.689	10.900.474.543	-	-	18.127.048.045
28	Kab. Wonogiri	3.925.501.374	2.382.527.900	-	505.061.225	16.919.669.430	-	-	23.732.759.929



MENTERI KEUANGAN
REPUBLIK INDONESIA

- 9 -

NO	DAERAH	Dana Bagi Hasil Pajak Bumi dan Bangunan Bagian Daerah							Jumlah
		Sektor Pedesaan	Sektor Perkotaan	Sektor Perkebunan	Sektor Perhutanan	Sektor Pertambangan			
						Migas	Non Migas		
							Panas Bumi	Non Migas Lainnya	
29	Kab. Wonosobo	3.297.601.840	2.620.706.345	265.636.163	1.137.586.611	13.741.784.061	569.592.000	-	21.632.907.020
30	Kota Magelang	-	2.287.009.501	-	3.782.046	4.031.997.430	-	-	6.322.788.977
31	Kota Pekalongan	-	3.395.230.644	-	13.348.751	7.577.771.260	-	-	10.986.350.655
32	Kota Salatiga	-	3.677.893.098	21.851.960	4.979.176	4.532.608.931	-	-	8.237.333.165
33	Kota Semarang	-	-	-	515.628.313	18.487.165.474	-	-	19.002.793.787
34	Kota Surakarta	-	21.130.357.505	-	-	7.266.690.539	-	-	28.397.048.044
35	Kota Tegal	-	6.072.664.174	-	-	5.162.161.814	-	-	11.234.825.988
XV	Provinsi DI Yogyakarta	2.212.468.861	9.235.108.920	-	-	13.800.792.698	-	3.112.812	25.251.483.291
1	Kab. Bantul	1.264.083.289	9.585.629.175	-	-	12.510.518.716	-	-	23.360.231.180
2	Kab. Gunung Kidul	2.439.530.942	1.362.574.669	-	-	13.771.259.111	-	12.451.251	17.585.815.973
3	Kab. Kulon Progo	2.020.779.015	1.696.766.378	-	-	8.354.113.774	-	-	12.071.659.167
4	Kab. Sleman	3.125.482.198	24.295.465.459	-	-	14.327.908.641	-	-	41.748.856.298
5	Kota Yogyakarta	-	-	-	-	6.239.370.548	-	-	6.239.370.548
XVI	Provinsi Jawa Timur	30.998.792.539	38.424.709.166	9.575.924.071	6.379.917.954	264.717.359.313	1.106.103.600	435.996.521	351.638.803.164
1	Kab. Bangkalan	955.144.251	948.122.769	-	59.905.072	63.015.778.961	-	-	64.978.951.053
2	Kab. Banyuwangi	5.716.099.171	5.718.640.093	9.386.222.912	1.525.822.568	26.278.175.527	-	9.076.066	48.634.036.337
3	Kab. Blitar	5.463.104.730	3.845.647.319	1.319.436.725	607.735.537	17.836.264.361	-	708.766	29.072.897.438
4	Kab. Bojonegoro	4.965.228.633	3.086.656.144	-	3.629.699.771	75.917.114.906	-	-	87.598.699.454
5	Kab. Bondowoso	2.124.707.429	1.399.131.408	1.399.778.752	743.552.876	12.548.877.053	-	-	18.216.047.518
6	Kab. Gresik	-	-	-	-	47.510.000.939	-	-	47.510.000.939
7	Kab. Jember	4.571.508.632	5.603.868.231	6.214.075.886	760.816.788	26.541.323.402	4.424.414.400	1.687.574.412	49.803.581.751
8	Kab. Jombang	4.425.437.505	4.598.531.611	119.922.766	1.046.141.341	24.461.447.168	-	12.579.073	34.664.059.464
9	Kab. Kediri	10.295.262.840	6.999.230.936	4.559.774.488	469.996.224	20.436.452.494	-	-	42.760.716.982
10	Kab. Lamongan	5.953.702.394	2.995.028.526	-	1.277.163.225	39.552.158.555	-	-	49.778.052.700
11	Kab. Lumajang	2.595.536.677	2.408.849.905	3.354.235.835	564.963.069	16.954.686.219	-	-	25.878.271.705
12	Kab. Madiun	3.711.894.744	2.306.812.341	769.650.612	2.040.484.583	13.418.014.936	-	-	22.246.857.216
13	Kab. Magetan	4.196.617.393	1.275.774.918	303.222.108	179.381.690	11.995.658.202	-	-	17.950.654.311
14	Kab. Malang	12.029.939.489	10.409.223.641	4.151.844.665	1.672.855.965	26.234.356.726	-	3.224.331	54.501.444.817
15	Kab. Mojokerto	6.480.210.452	7.963.034.044	1.235.879.017	-	33.341.621.984	-	-	49.020.745.497



MENTERI KEUANGAN
REPUBLIK INDONESIA

- 10 -

NO	DAERAH	Dana Bagi Hasil Pajak Bumi dan Bangunan Bagian Daerah							Jumlah
		Sektor Pedesaan	Sektor Perkotaan	Sektor Perkebunan	Sektor Perhutanan	Sektor Pertambangan			
						Migas	Non Migas		
						Panas Bumi	Non Migas Lainnya		
16	Kab. Nganjuk	6.576.157.174	2.667.360.181	303.004.029	1.055.298.149	17.151.096.221	-	-	27.752.915.754
17	Kab. Ngawi	4.429.787.194	1.795.860.276	1.266.827.625	2.073.256.650	17.499.664.838	-	-	27.065.396.583
18	Kab. Pacitan	2.172.897.769	1.400.347.693	-	67.844.642	14.620.337.612	-	9.562.199	18.270.989.915
19	Kab. Pamekasan	1.385.181.133	478.948.975	-	21.635.107	36.980.481.602	-	-	38.866.246.817
20	Kab. Pasuruan	10.782.613.917	4.640.358.626	486.979.554	444.410.724	25.857.038.234	-	5.983.210	42.217.384.265
21	Kab. Ponorogo	4.474.594.719	4.287.628.693	13.397.543	1.255.375.644	20.741.793.921	-	5.049.513	30.777.840.033
22	Kab. Probolinggo	2.893.013.782	2.689.967.123	573.652.866	745.844.182	28.672.415.905	-	-	35.574.893.858
23	Kab. Sampang	1.540.848.316	267.820.647	-	4.770.349	47.110.738.721	-	-	48.924.178.033
24	Kab. Sidoarjo	-	-	151.769.162	-	63.272.848.163	-	-	63.424.617.325
25	Kab. Situbondo	1.136.594.307	1.485.628.245	903.076.367	866.757.677	19.966.461.744	-	-	24.358.518.340
26	Kab. Sumenep	1.118.237.189	706.723.821	-	525.306.095	127.847.305.311	-	-	130.197.572.416
27	Kab. Trenggalek	3.986.630.310	2.057.732.482	322.764.562	963.423.699	15.404.136.442	-	4.958.790	22.739.646.285
28	Kab. Tuban	4.966.564.227	8.912.137.023	-	1.868.615.538	56.827.433.175	-	-	72.574.749.963
29	Kab. Tulungagung	5.047.655.770	5.948.922.178	482.202.312	686.775.265	15.097.607.294	-	5.269.721	27.268.432.540
30	Kota Blitar	-	3.897.386.564	-	35.816.186	5.492.634.705	-	-	9.425.837.455
31	Kota Kediri	-	9.446.389.755	265.850.554	78.740.168	5.326.820.330	-	-	15.117.800.807
32	Kota Madiun	-	5.056.123.930	485.098.083	-	5.545.246.320	-	-	11.086.468.333
33	Kota Malang	-	26.575.944.216	13.889.839	-	10.238.324.508	-	-	36.828.158.563
34	Kota Mojokerto	-	3.215.913.575	-	-	7.613.792.259	-	-	10.829.705.834
35	Kota Pasuruan	-	805.638.064	-	-	7.775.893.356	-	-	8.581.531.420
36	Kota Probolinggo	-	3.160.343.865	221.140.014	-	15.424.123.230	-	-	18.805.607.109
37	Kota Surabaya	-	-	-	-	28.877.782.669	-	-	28.877.782.669
38	Kota Batu	-	4.643.108.829	-	247.283.021	9.483.529.240	-	-	14.373.921.090
XVII	Provinsi Kalimantan Barat	703.643.605	1.777.290.132	9.355.675.902	3.112.683.285	73.330.008.824	-	776.553.759	89.055.855.507
1	Kab. Bengkayang	117.356.120	128.776.697	1.680.777.774	-	18.723.086.147	-	21.837.830	20.671.834.568
2	Kab. Landak	128.495.019	161.887.861	2.521.176.506	149.109.454	28.092.733.654	-	30.991.868	31.084.394.362
3	Kab. Kapuas Hulu	78.426.567	151.560.810	2.225.237.952	2.272.017.607	36.485.741.189	-	593.249	41.213.577.374
4	Kab. Ketapang	184.334.824	909.316.033	9.707.575.255	3.459.348.727	25.450.133.588	-	2.773.445.407	42.484.153.834
5	Kab. Pontianak	161.695.902	967.840.399	-	-	9.190.188.939	-	12.010.658	10.331.735.898



MENTERI KEUANGAN
REPUBLIK INDONESIA

- 11 -

NO	DAERAH	Dana Bagi Hasil Pajak Bumi dan Bangunan Bagian Daerah							Jumlah
		Sektor Pedesaan	Sektor Perkotaan	Sektor Perkebunan	Sektor Perhutanan	Sektor Pertambangan			
						Migas	Non Migas		
					Panas Bumi		Non Migas Lainnya		
6	Kab. Sambas	439.829.781	625.599.006	1.858.207.441	-	23.327.128.517	-	6.057.910	26.256.822.655
7	Kab. Sanggau	519.895.775	603.784.156	10.287.179.007	786.109.010	25.137.044.577	-	66.706.443	37.400.718.968
8	Kab. Sintang	239.504.744	363.221.421	3.860.249.664	2.436.286.217	28.122.562.226	-	182.728.387	35.204.552.659
9	Kota Pontianak	-	-	-	-	14.820.951.627	-	-	14.820.951.627
10	Kota Singkawang	-	1.428.178.032	-	-	10.351.388.994	-	-	11.779.567.026
11	Kab. Sekadau	178.301.128	103.485.069	2.416.303.635	221.399.258	18.816.265.707	-	10.310.834	21.746.065.631
12	Kab. Melawi	73.211.341	59.682.185	670.821.854	2.323.521.516	22.646.414.244	-	1.532.449	25.775.183.589
13	Kab. Kayong Utara	68.896.069	46.325.891	626.836.107	-	16.109.293.036	-	-	16.851.351.103
14	Kab. Kubu Raya	624.627.145	1.559.502.965	1.568.338.409	802.941.351	16.047.102.844	-	-	20.602.512.714
XVIII	Provinsi Kalimantan Tengah	371.745.778	1.454.253.143	11.344.049.557	6.519.195.007	92.803.846.057	-	793.038.974	113.286.128.516
1	Kab. Barito Selatan	35.049.195	139.285.508	-	1.052.610.056	43.127.340.779	-	299.445.706	44.653.731.244
2	Kab. Barito Utara	50.313.747	227.103.742	649.053.830	2.859.228.924	37.304.999.179	-	541.362.540	41.632.061.962
3	Kab. Kapuas	209.042.515	474.444.937	726.511.007	2.357.669.923	28.296.514.184	-	519.647.625	32.583.830.191
4	Kab. Kotawaringin Barat	416.705.726	626.690.472	10.084.196.794	3.386.625.578	17.829.850.581	-	9.287.397	32.353.356.548
5	Kab. Kotawaringin Timur	204.199.468	896.077.254	16.029.094.499	644.056.999	25.315.365.514	-	19.900.099	43.108.693.833
6	Kota Palangkaraya	-	2.680.514.202	-	-	10.025.455.665	-	-	12.705.969.867
7	Kab. Barito Timur	24.355.160	93.567.197	308.922.353	1.292.123	32.847.209.323	-	205.024.906	33.480.371.062
8	Kab. Murung Raya	33.341.340	206.578.808	-	4.031.584.218	34.543.051.243	-	1.260.911.055	40.075.466.664
9	Kab. Pulang Pisau	178.662.564	137.788.070	-	-	20.355.136.216	-	-	20.671.586.850
10	Kab. Gunung Mas	82.698.639	54.735.076	528.427.393	1.832.173.739	21.185.785.253	-	115.258.519	23.799.078.619
11	Kab. Lamandau	84.833.075	27.303.271	3.022.820.064	2.054.369.475	23.959.700.906	-	51.527.294	29.200.554.085
12	Kab. Sukamara	54.847.092	65.688.331	2.022.309.323	-	23.010.308.536	-	-	25.153.153.282
13	Kab. Katingan	55.867.607	111.922.153	725.027.028	3.954.601.654	22.964.837.877	-	149.646.862	27.961.903.181
14	Kab. Seruyan	57.066.979	75.313.547	11.279.835.934	3.902.567.337	30.449.828.969	-	143.890	45.764.756.656
XIX	Provinsi Kalimantan Selatan	931.355.972	4.635.824.776	6.999.440.734	467.589.635	75.919.138.534	-	3.389.638.517	92.342.988.168
1	Kab. Banjar	220.620.451	1.727.650.309	584.322.965	27.182.565	24.163.068.771	-	3.829.434.654	30.552.279.715
2	Kab. Barito Kuala	471.497.785	113.329.524	-	-	19.101.711.038	-	-	19.686.538.347
3	Kab. Hulu Sungai Selatan	204.394.072	171.839.108	147.269.586	39.142.793	16.704.030.471	-	-	17.266.676.030
4	Kab. Hulu Sungai Tengah	198.089.892	194.458.347	8.965.856	-	15.837.321.446	-	10.726.474	16.249.562.015



MENTERI KEUANGAN
REPUBLIK INDONESIA

- 12 -

NO	DAERAH	Dana Bagi Hasil Pajak Bumi dan Bangunan Bagian Daerah							Jumlah
		Sektor Pedesaan	Sektor Perkotaan	Sektor Perkebunan	Sektor Perhutanan	Sektor Pertambangan			
						Migas	Non Migas		
							Panas Bumi	Non Migas Lainnya	
5	Kab. Hulu Sungai Utara	131.420.813	40.484.423	198.938.310	-	25.461.343.208	-	-	25.832.186.754
6	Kab. Kotabaru	866.541.913	1.014.191.347	13.054.575.152	191.692.998	18.955.067.403	-	2.809.711.706	36.891.780.519
7	Kab. Tabalong	405.551.945	144.775.598	1.001.949.508	432.651.592	69.729.657.811	-	1.594.873.900	73.309.460.354
8	Kab. Tanah Laut	469.064.855	724.157.108	3.218.576.085	527.358.984	18.302.098.045	-	1.978.273.303	25.219.528.380
9	Kab. Tapin	376.455.526	248.853.908	495.626.906	21.851.092	19.665.651.843	-	1.186.114.556	21.994.553.831
10	Kota Banjarbaru	-	1.730.334.617	-	-	11.619.927.863	-	104.709.336	13.454.971.816
11	Kota Banjarmasin	-	11.787.866.173	-	-	11.754.850.921	-	-	23.542.717.094
12	Kab. Balangan	163.660.098	16.529.730	310.888.703	126.751.681	36.445.860.268	-	771.311.675	37.835.002.155
13	Kab. Tanah Bumbu	218.126.534	628.828.906	8.976.649.860	503.726.831	15.935.965.045	-	1.273.398.463	27.536.695.639
XX	Provinsi Kalimantan Timur	538.315.095	2.991.794.262	10.743.750.883	6.950.552.941	432.652.756.822	-	2.572.143.714	456.449.313.717
1	Kab. Berau	75.879.503	783.853.759	2.057.632.335	2.874.142.292	41.250.088.927	-	-	47.041.596.816
2	Kab. Bulungan	250.899.683	23.670.593	1.756.481.778	3.413.304.352	113.201.656.268	-	-	118.646.012.674
3	Kab. Kutai Kartanegara	816.395.702	822.326.207	11.709.702.591	4.081.604.883	597.959.342.874	-	5.173.426.620	620.562.798.877
4	Kab. Kutai Barat	367.313.472	6.774.107	1.815.992.715	5.710.965.543	49.618.591.037	-	1.023.090.075	58.542.726.949
5	Kab. Kutai Timur	81.504.116	451.350.072	10.457.611.251	4.148.363.633	156.067.201.828	-	3.261.399.141	174.467.430.041
6	Kab. Malinau	57.076.755	36.200.227	-	1.982.418.711	54.108.675.416	-	12.997.346	56.197.368.455
7	Kab. Nunukan	18.920.871	427.749.822	3.154.228.345	1.893.514.532	124.397.450.778	-	353.561.175	130.245.425.523
8	Kab. Pasir	349.604.668	475.165.274	6.776.360.100	1.243.415.837	41.917.802.327	-	432.571.526	51.194.919.732
9	Kota Balikpapan	-	-	-	-	55.002.907.150	-	-	55.002.907.150
10	Kota Bontang	-	6.445.571.183	-	-	108.899.798.146	-	-	115.345.369.329
11	Kota Samarinda	-	-	-	-	102.011.465.650	-	-	102.011.465.650
12	Kota Tarakan	-	1.293.219.695	-	-	134.259.420.505	-	-	135.552.640.200
13	Kab. Penajam Paser Utara	109.477.413	1.201.296.107	5.246.994.414	2.454.481.977	119.795.381.469	-	31.528.970	128.839.160.350
14	Kab. Tana Tidung	26.188.193	-	-	-	32.121.244.908	-	-	32.147.433.101
XXI	Provinsi Sulawesi Utara	786.743.128	5.531.417.143	137.373.313	44.453.566	35.783.264.637	3.351.148.200	1.789.667.982	47.424.067.969
1	Kab. Bolaang Mongondow	425.538.853	283.881.816	164.040.962	76.544.484	9.520.014.051	2.915.546.400	954.027.629	14.339.594.195
2	Kab. Minahasa	528.426.157	991.707.859	5.406.621	-	13.647.898.427	4.098.600.000	2.084.722.779	21.356.761.843
3	Kab. Sangihe	246.864.375	482.120.744	-	-	5.519.120.456	-	-	6.248.105.575
4	Kota Bitung	-	3.404.494.126	8.151.338	-	9.771.806.909	-	3.003.184	13.187.455.557



MENTERI KEUANGAN
REPUBLIK INDONESIA

- 13 -

NO	DAERAH	Dana Bagi Hasil Pajak Bumi dan Bangunan Bagian Daerah							Jumlah
		Sektor Pedesaan	Sektor Perkotaan	Sektor Perkebunan	Sektor Perhutanan	Sektor Pertambangan			
						Migas	Non Migas		
						Panas Bumi	Non Migas Lainnya		
5	Kota Manado	-	13.177.539.693	-	-	8.347.438.594	170.812.800	-	21.695.791.087
6	Kab. Kepulauan Talaud	346.381.172	195.432.157	-	-	11.364.016.670	-	-	11.905.829.999
7	Kab. Minahasa Selatan	291.310.436	377.143.193	164.147.725	-	11.598.792.111	395.992.800	-	12.827.386.265
8	Kota Tomohon	-	992.433.125	-	-	13.540.595.421	1.525.975.200	811.620.208	16.870.623.954
9	Kab. Minahasa Utara	390.603.731	971.456.409	80.631.211	-	12.440.805.088	1.006.020.000	51.361.430	14.940.877.869
10	Kota Kotamobagu	-	858.099.841	-	-	8.395.091.738	221.616.000	-	9.474.807.579
11	Kab. Bolaang Mongondow Utara	263.951.568	51.931.890	38.546.559	55.998.977	10.177.167.357	-	-	10.587.596.351
12	Kab. Kep. Siau Tagulandang Biaro	172.164.817	134.128.943	-	-	7.402.001.676	-	-	7.708.295.436
13	Kab. Minahasa Tenggara	234.412.195	123.203.945	51.266.853	-	9.767.685.793	-	582.824	10.177.151.610
14	Kab. Bolaang Mongondow Timur	125.799.654	46.273.219	25.770.715	-	5.622.205.960	3.070.029.600	3.253.353.871	12.143.433.019
15	Kab. Bolaang Mongondow Selatan	121.519.552	35.821.607	11.531.265	45.270.804	6.018.418.291	-	-	6.232.561.519
XXII	Provinsi Gorontalo	398.133.520	392.459.314	314.188.362	229.242.868	15.794.009.311	-	37.726.553	17.165.759.928
1	Kab. Boalemo	312.829.433	138.440.010	579.686.818	671.977.027	11.711.276.679	-	-	13.414.209.967
2	Kab. Gorontalo	594.385.586	875.971.112	527.360.932	-	6.977.299.606	-	51.239.913	9.026.257.149
3	Kota Gorontalo	-	-	-	-	5.519.747.000	-	-	5.519.747.000
4	Kab. Pohuwato	358.028.330	195.114.957	116.707.868	103.351.701	13.071.596.744	-	24.276.834	13.869.076.434
5	Kab. Bone Bolango	198.457.492	177.928.901	-	-	15.661.790.715	-	71.179.291	16.109.356.399
6	Kab. Gorontalo Utara	128.833.239	182.382.275	32.997.831	141.642.743	10.234.326.497	-	4.210.175	10.724.392.760
XXIII	Provinsi Sulawesi Tengah	1.274.305.536	671.277.096	1.104.674.648	87.545.711	52.226.829.086	-	162.997.046	55.527.629.123
1	Kab. Banggai	572.857.029	926.427.948	148.902.512	193.696.628	23.428.665.736	-	33.730.570	25.304.280.423
2	Kab. Banggai Kepulauan	326.361.739	123.687.852	2.642.143	-	17.568.760.133	-	-	18.021.451.867
3	Kab. Buol	243.120.114	138.793.167	1.759.574.404	-	14.431.883.137	-	-	16.573.370.822
4	Kab. Tolitoli	364.416.387	608.899.033	16.609.092	-	13.982.252.340	-	-	14.972.176.852
5	Kab. Donggala	604.757.033	135.746.133	764.856.224	83.569.822	22.220.259.182	-	-	23.809.188.394
6	Kab. Morowali	513.757.775	75.117.794	1.718.937.330	-	39.218.007.626	-	618.257.617	42.144.078.142
7	Kab. Poso	587.449.836	301.292.121	-	-	21.906.456.842	-	-	22.795.198.799
8	Kota Palu	-	-	-	-	6.946.228.407	-	-	6.946.228.407
9	Kab. Parigi Moutong	1.256.737.747	120.536.449	5.028.433	-	19.118.329.633	-	-	20.500.632.262
10	Kab. Tojo Una Una	186.344.465	147.685.661	-	72.916.394	18.577.079.988	-	-	18.984.026.508



MENTERI KEUANGAN
REPUBLIK INDONESIA

- 14 -

NO	DAERAH	Dana Bagi Hasil Pajak Bumi dan Bangunan Bagian Daerah							Jumlah
		Sektor Pedesaan	Sektor Perkotaan	Sektor Perkebunan	Sektor Perhutanan	Sektor Pertambangan			
						Migas	Panas Bumi	Non Migas Lainnya	
11	Kab. Sigi	441.420.015	106.922.220	2.148.451	-	11.509.393.319	-	-	12.059.884.005
XXIV	Provinsi Sulawesi Selatan	6.203.569.670	15.377.571.622	2.328.487.685	18.739.597	103.003.218.520	-	2.729.551.512	129.661.138.606
1	Kab. Bantaeng	385.374.389	383.407.194	-	-	16.651.613.741	-	-	17.420.395.324
2	Kab. Barru	520.629.469	636.508.618	788.830	-	15.195.325.150	-	-	16.353.252.067
3	Kab. Bone	3.462.983.861	1.987.342.197	2.682.590.496	-	24.985.631.397	-	54.627.944	33.173.175.895
4	Kab. Bulukumba	1.433.967.097	1.359.546.464	2.227.756.955	-	16.082.809.245	-	-	21.104.079.761
5	Kab. Enrekang	649.787.766	153.045.076	81.982.752	-	20.546.407.622	-	-	21.431.223.216
6	Kab. Gowa	1.326.123.976	1.853.603.947	270.688.318	74.958.388	18.904.249.832	-	-	22.429.624.461
7	Kab. Jeneponto	587.368.032	479.206.828	461.670.894	-	17.321.885.660	-	-	18.850.131.414
8	Kab. Luwu	1.630.824.730	189.881.191	33.065.190	-	13.558.779.628	-	-	15.412.550.739
9	Kab. Luwu Utara	1.512.482.131	185.706.415	260.545.555	-	24.147.277.661	-	-	26.106.011.762
10	Kab. Maros	1.204.036.302	2.332.661.684	-	-	13.034.139.490	-	1.452.806.757	18.023.644.233
11	Kab. Pangkajene Kepulauan	818.223.818	859.633.968	-	-	14.132.395.805	-	2.254.632.264	18.064.885.855
12	Kab. Pinrang	1.464.557.339	2.168.679.072	41.921.161	-	15.726.407.018	-	800.841	19.402.365.431
13	Kab. Kepulauan Selayar	218.026.926	394.571.597	-	-	14.200.484.496	-	-	14.813.083.019
14	Kab. Sidenreng Rappang	1.767.859.664	1.529.113.750	77.737.093	-	22.791.762.161	-	-	26.166.472.668
15	Kab. Sinjai	919.420.952	672.512.596	-	-	13.700.285.978	-	944.933	15.293.164.459
16	Kab. Soppeng	790.685.958	1.802.519.055	163.366.292	-	13.913.985.968	-	-	16.670.557.273
17	Kab. Takalar	941.677.375	403.395.402	1.562.016.855	-	13.092.716.986	-	-	15.999.806.618
18	Kab. Tana Toraja	511.603.845	245.880.212	105.903.307	-	9.698.940.889	-	-	10.562.328.253
19	Kab. Wajo	2.873.887.992	828.701.291	571.085.417	-	53.294.912.397	-	-	57.568.587.097
20	Kota Parepare	-	1.948.323.699	-	-	10.532.386.830	-	-	12.480.710.529
21	Kota Makassar	-	39.619.240.189	-	-	19.300.135.092	-	-	58.919.375.281
22	Kota Palopo	-	1.002.045.199	-	-	8.997.285.343	-	-	9.999.330.542
23	Kab. Luwu Timur	1.462.484.487	68.133.710	714.034.244	-	14.132.248.102	-	7.154.393.310	23.531.293.853
24	Kab. Toraja Utara	332.272.564	406.627.124	58.797.377	-	8.070.807.577	-	-	8.868.504.642
XXV	Provinsi Sulawesi Barat	504.890.284	473.090.451	1.131.381.346	132.560.017	27.758.683.344	-	-	30.000.605.442
1	Kab. Majene	77.399.643	295.307.106	-	-	21.709.449.674	-	-	22.082.156.423
2	Kab. Mamuju	743.673.996	408.148.779	255.627.796	521.647.730	26.500.212.934	-	-	28.429.311.235



MENTERI KEUANGAN
REPUBLIK INDONESIA

- 15 -

NO	DAERAH	Dana Bagi Hasil Pajak Bumi dan Bangunan Bagian Daerah							Jumlah
		Sektor Pedesaan	Sektor Perkotaan	Sektor Perkebunan	Sektor Perhutanan	Sektor Pertambangan			
						Migas	Non Migas		
					Panas Bumi		Non Migas Lainnya		
						18.581.021.658	-	-	20.333.858.197
3	Kab. Polewali Mandar	708.533.625	1.044.302.914	-	-	17.124.296.625	-	-	17.305.018.066
4	Kab. Mamasa	160.519.596	20.201.845	-	-	27.119.752.485	-	-	31.852.077.850
5	Kab. Mamuju Utara	329.434.278	124.401.161	4.269.897.589	8.592.337	43.520.331.499	-	1.228.000.800	47.347.778.098
XXVI	Provinsi Sulawesi Tenggara	1.078.277.644	1.204.727.218	148.353.234	168.087.703	19.968.304.786	-	397.341.071	20.716.875.860
1	Kab. Buton	211.084.434	140.145.569	-	-	12.852.994.375	-	25.005.828	13.587.418.927
2	Kab. Konawe	578.481.304	88.379.822	42.557.598	-	18.862.692.829	-	3.155.910.276	24.241.610.165
3	Kab. Kolaka	874.217.934	505.567.571	300.246.888	542.974.667	10.915.087.587	-	-	11.807.593.433
4	Kab. Muna	704.958.951	187.546.895	-	-	11.535.854.648	-	-	14.129.041.270
5	Kota Kendari	-	2.593.186.622	-	-	14.681.051.780	-	-	15.762.370.024
6	Kota Baubau	-	1.081.318.244	-	-	18.682.145.968	-	950.497.126	20.496.524.635
7	Kab. Konawe Selatan	808.583.075	45.537.485	9.760.981	-	15.247.632.421	-	166.341.115	15.965.597.321
8	Kab. Bombana	338.705.920	83.541.719	-	129.376.146	13.340.764.236	-	-	13.469.699.468
9	Kab. Wakatobi	65.577.393	63.357.839	-	-	15.933.590.447	-	161.991.758	16.720.779.871
10	Kab. Kolaka Utara	625.197.666	-	-	-	14.855.436.615	-	54.916.024	15.205.058.811
11	Kab. Konawe Utara	53.858.704	-	240.847.468	-	7.205.770.299	-	-	7.288.542.596
12	Kab. Buton Utara	52.445.194	30.327.103	-	-	17.438.779.278	641.374.200	330.746.530	51.343.951.362
XXVII	Provinsi Bali	2.018.460.220	30.767.087.058	147.504.076	-	5.338.079.138	133.488.000	83.842.541	64.490.015.126
1	Kab. Badung	-	58.934.605.447	-	-	9.035.272.987	-	-	10.517.164.435
2	Kab. Bangli	1.045.635.346	436.256.102	-	-	9.995.641.930	1.265.155.200	652.224.409	17.817.850.653
3	Kab. Buleleng	2.965.589.265	2.870.013.960	69.225.889	-	6.958.057.413	-	-	12.240.918.449
4	Kab. Gianyar	521.185.970	4.761.675.066	-	-	8.319.984.123	-	-	11.807.762.755
5	Kab. Jembrana	419.411.205	2.625.216.652	443.150.775	-	10.120.743.799	-	-	12.638.791.216
6	Kab. Karangasem	1.206.701.931	1.233.705.847	77.639.639	-	6.581.930.013	-	-	7.815.533.360
7	Kab. Klungkung	390.549.464	843.053.883	-	-	6.722.376.323	1.166.853.600	586.919.169	16.013.628.707
8	Kab. Tabanan	1.524.767.697	6.012.711.918	-	-	6.683.031.382	-	-	52.034.140.739
9	Kota Denpasar	-	45.351.109.357	-	-	30.302.389.594	-	2.261.093.032	38.309.559.293
XXVIII	Provinsi Nusa Tenggara Barat	1.849.893.369	3.888.694.521	7.488.777	-	13.504.853.325	-	-	14.120.948.239
1	Kab. Bima	435.743.108	180.351.806	-	-	11.922.670.267	-	-	12.288.336.579
2	Kab. Dompu	69.774.421	278.336.101	17.555.790	-	-	-	-	-



MENTERI KEUANGAN
REPUBLIK INDONESIA

- 16 -

NO	DAERAH	Dana Bagi Hasil Pajak Bumi dan Bangunan Bagian Daerah							Jumlah
		Sektor Pedesaan	Sektor Perkotaan	Sektor Perkebunan	Sektor Perhutanan	Sektor Pertambangan			
						Migas	Non Migas		
					Panas Bumi		Non Migas Lainnya		
				-	-	10.570.732.332	-	-	13.451.378.323
3	Kab. Lombok Barat	1.023.457.471	1.857.188.520	-	-	17.346.053.792	-	-	21.540.771.261
4	Kab. Lombok Tengah	1.894.800.060	2.287.518.088	12.399.321	-	17.593.199.354	-	-	20.608.197.517
5	Kab. Lombok Timur	1.424.082.499	1.590.915.664	-	-	14.831.975.928	-	3.450.515.471	20.168.195.278
6	Kab. Sumbawa	1.075.008.353	810.695.526	-	-	8.980.011.486	-	-	16.150.142.903
7	Kota Mataram	-	7.170.131.417	-	-	10.886.497.044	-	-	11.568.299.115
8	Kota Bima	-	681.802.071	-	-	9.048.825.211	-	5.593.856.657	15.461.830.816
9	Kab. Sumbawa Barat	399.899.805	419.249.143	-	-	6.524.739.632	-	-	7.880.137.133
10	Kab. Lombok Utara	1.076.807.757	278.589.744	-	-	54.624.442.369	-	-	58.557.352.249
XXIX	Provinsi Nusa Tenggara Timur	1.813.788.764	2.083.290.001	35.831.115	-	11.053.606.631	-	-	11.551.146.867
1	Kab. Alor	260.662.531	236.877.705	-	-	12.265.704.165	-	-	13.504.871.713
2	Kab. Belu	761.297.216	477.870.332	-	-	10.896.599.028	-	-	11.715.609.586
3	Kab. Ende	231.338.906	587.671.652	-	-	13.525.275.783	-	-	14.197.239.103
4	Kab. Flores Timur	335.797.495	294.694.934	41.470.891	-	10.908.409.886	-	-	11.770.983.997
5	Kab. Kupang	818.348.758	44.225.353	-	-	9.700.924.328	-	-	10.005.883.262
6	Kab. Lembata	213.731.639	91.227.295	-	-	8.566.530.990	-	-	9.243.683.650
7	Kab. Manggarai	318.719.029	358.433.631	-	-	6.785.492.177	-	-	7.207.816.820
8	Kab. Ngada	231.140.372	184.635.269	6.549.002	-	10.782.426.500	-	-	12.064.882.425
9	Kab. Sikka	388.910.078	844.046.884	49.498.963	-	6.390.305.036	-	-	6.699.494.877
10	Kab. Sumba Barat	161.192.089	140.640.650	7.357.102	-	16.523.342.092	-	-	17.324.544.419
11	Kab. Sumba Timur	345.954.875	416.798.951	38.448.501	-	15.894.916.899	-	-	17.152.929.092
12	Kab. Timor Tengah Selatan	927.548.300	330.463.893	-	-	13.000.159.415	-	-	13.760.084.692
13	Kab. Timor Tengah Utara	604.986.133	154.939.144	-	-	6.851.937.551	-	-	10.789.990.120
14	Kota Kupang	-	3.938.052.569	-	-	11.514.839.285	-	-	11.907.900.060
15	Kab. Rote Ndao	292.777.533	100.283.242	-	-	11.056.549.299	-	-	11.264.368.350
16	Kab. Manggarai Barat	172.429.596	35.389.455	-	-	9.825.738.327	-	-	10.034.131.102
17	Kab. Nagekeo	199.417.646	8.975.129	-	-	10.806.331.993	-	-	11.266.160.442
18	Kab. Sumba Barat Daya	429.469.094	30.359.355	-	-	9.317.001.710	-	-	9.425.517.245
19	Kab. Sumba Tengah	104.949.549	3.565.986	-	-	8.847.248.915	-	-	9.245.159.968
20	Kab. Manggarai Timur	346.180.695	51.730.358	-	-	-	-	-	-



MENTERI KEUANGAN
REPUBLIK INDONESIA

- 17 -

NO	DAERAH	Dana Bagi Hasil Pajak Bumi dan Bangunan Bagian Daerah							Jumlah
		Sektor Pedesaan	Sektor Perkotaan	Sektor Perkebunan	Sektor Perhutanan	Sektor Pertambangan			
						Migas	Non Migas		
						Panas Bumi	Non Migas Lainnya		
21	Kab. Sabu Raijua	110.303.512	2.278.204	-	-	3.984.429.461	-	-	4.097.011.177
XXX	Provinsi Maluku	174.781.674	1.240.282.922	200.158.499	250.720.612	61.320.230.908	-	33.167.227	63.219.341.842
1	Kab. Maluku Tenggara Barat	40.084.117	160.906.825	11.838.373	-	19.925.623.248	-	-	20.138.452.563
2	Kab. Maluku Tengah	183.363.744	516.113.853	471.789.355	855.978.728	36.089.387.757	-	-	38.116.633.437
3	Kab. Maluku Tenggara	80.368.702	130.689.608	18.458.962	-	20.098.070.661	-	-	20.327.587.933
4	Kab. Buru	55.781.020	203.356.757	21.313.953	49.366.404	14.805.061.141	-	132.668.911	15.267.548.186
5	Kota Ambon	-	3.566.806.302	211.753.747	-	13.879.220.748	-	-	17.657.780.797
6	Kab. Seram Bagian Barat	72.988.251	171.804.575	27.909.374	97.537.315	20.741.171.202	-	-	21.111.410.717
7	Kab. Seram Bagian Timur	75.756.258	46.901.796	11.701.919	-	59.560.156.636	-	-	59.694.516.609
8	Kab. Kepulauan Aru	96.281.931	92.999.111	12.545.958	-	24.577.265.265	-	-	24.779.092.265
9	Kota Tual	37.893.256	63.062.231	8.332.542	-	8.560.435.045	-	-	8.669.723.074
10	Kab. Maluku Barat Daya	35.299.609	8.490.628	2.522.818	-	15.861.639.244	-	-	15.907.952.299
11	Kab. Buru Selatan	21.309.807	-	2.466.993	-	11.182.892.682	-	-	11.206.669.482
XXXI	Provinsi Maluku Utara	369.983.932	720.002.655	9.957.982	378.270.288	47.186.541.645	-	1.698.262.364	50.363.018.866
1	Kab. Halmahera Tengah	76.028.393	72.348.415	-	-	24.638.321.023	-	210.391.319	24.997.089.150
2	Kab. Halmahera Barat	230.920.994	159.196.815	-	-	21.944.434.262	-	59.690.193	22.394.242.264
3	Kota Ternate	41.159.286	1.435.247.423	-	-	25.934.460.919	-	-	27.410.867.628
4	Kab. Halmahera Timur	173.103.924	37.913.996	-	368.347.700	22.366.412.853	-	3.484.925.401	26.430.703.874
5	Kota Tidore Kepulauan	116.995.089	275.853.931	-	-	18.696.356.571	-	-	19.089.205.591
6	Kab. Kepulauan Sula	194.031.080	267.682.978	81.631	331.998.886	21.767.225.521	-	924.481.826	23.485.501.922
7	Kab. Halmahera Selatan	337.784.608	149.708.576	291.034	700.241.424	29.500.953.230	-	28.035.029	30.717.013.901
8	Kab. Halmahera Utara	236.975.952	446.822.979	39.459.261	112.493.140	14.220.714.095	-	2.085.525.687	17.141.991.114
9	Kab. Pulau Morotai	72.936.399	35.235.506	-	-	9.677.288.103	-	-	9.785.460.008
XXXII	Provinsi Papua	718.130.841	7.721.349.299	648.095.857	2.181.044.466	159.732.117.938	-	8.490.999.076	179.491.737.477
1	Kab. Biak Numfor	53.207.891	1.296.244.891	83.254.543	-	13.701.785.030	-	207.451.586	15.341.943.941
2	Kab. Jayapura	270.483.999	628.727.869	487.277.530	2.119.985.897	29.679.156.672	-	204.939.532	33.390.571.499
3	Kab. Jayawijaya	4.916.051	249.539.083	19.033.831	-	20.756.492.355	-	355.455.692	21.385.437.012
4	Kab. Merauke	525.133.071	930.060.972	87.865.411	49.785.735	37.867.601.424	-	273.247.913	39.733.694.526
5	Kab. Mimika	215.099.635	22.277.987.375	1.292.816.596	720.876.615	30.119.238.223	-	29.578.690.964	84.204.709.408



MENTERI KEUANGAN
REPUBLIK INDONESIA

- 18 -

NO	DAERAH	Dana Bagi Hasil Pajak Bumi dan Bangunan Bagian Daerah							Jumlah
		Sektor Pedesaan	Sektor Perkotaan	Sektor Perkebunan	Sektor Perhutanan	Sektor Pertambangan			
						Migas	Non Migas		
					Panas Bumi		Non Migas Lainnya		
6	Kab. Nabire	88.034.324	287.619.411	21.081.674	-	21.216.972.302	-	342.896.310	21.956.604.021
7	Kab. Paniai	62.790.743	137.651.940	15.228.768	-	14.520.568.529	-	176.031.780	14.912.271.760
8	Kab. Puncak Jaya	120.880.655	38.672.932	7.438.173	-	20.859.744.802	-	-	21.026.736.562
9	Kab. Kepulauan Yapen	58.839.093	271.776.501	14.673.644	-	25.915.037.523	-	273.247.913	26.533.574.674
10	Kota Jayapura	39.323.079	4.625.585.060	265.468.362	-	8.325.327.632	-	-	13.255.704.133
11	Kab. Sarmi	104.058.962	-	10.866.215	655.354.349	26.933.891.318	-	182.315.493	27.886.486.337
12	Kab. Keerom	190.503.679	-	206.643.260	793.719.307	26.359.936.377	-	289.263.351	27.840.065.974
13	Kab. Yahukimo	236.690.308	-	13.546.012	-	31.508.822.904	-	283.815.002	32.042.874.226
14	Kab. Pegunungan Bintang	215.622.398	-	12.824.243	-	33.891.516.909	-	332.177.384	34.452.140.934
15	Kab. Tolikara	201.737.839	-	12.935.293	-	25.322.751.464	-	282.663.815	25.820.088.411
16	Kab. Boven Digoel	145.275.155	38.898.340	12.837.874	4.062.311.656	38.390.617.836	-	204.939.532	42.854.880.393
17	Kab. Mappi	41.848.834	8.840.514	2.938.264	42.572.207	38.716.414.938	-	204.939.532	39.017.554.289
18	Kab. Asmat	38.812.374	-	1.438.829	-	32.548.248.712	-	204.939.532	32.793.439.447
19	Kab. Waropen	112.683.850	59.045.454	10.800.260	196.352.496	39.092.832.119	-	136.631.151	39.608.345.330
20	Kab. Supiori	85.240.462	14.599.184	7.581.557	-	14.268.205.969	-	136.631.151	14.512.258.323
21	Kab. Mamberamo Raya	18.840.940	-	1.458.400	83.219.600	25.828.468.238	-	-	25.931.987.178
22	Kab. Mamberamo Tengah	1.152.156	-	133.383	-	7.253.258.506	-	-	7.254.544.045
23	Kab. Yalimo	509.285	-	58.958	-	7.380.035.071	-	-	7.380.603.314
24	Kab. Lanny Jaya	5.948.150	-	361.615	-	9.437.994.898	-	-	9.444.304.663
25	Kab. Nduga	553.806	-	64.113	-	8.438.619.561	-	-	8.439.237.480
26	Kab. Puncak	21.496.396	-	2.488.594	-	15.467.645.987	-	8.178.860	15.499.809.837
27	Kab. Dogiyai	7.420.322	20.147.662	640.562	-	12.762.200.728	-	236.391.946	13.026.801.220
28	Kab. Intan Jaya	-	-	-	-	13.093.750.510	-	49.147.856	13.142.898.366
29	Kab. Deiyai	5.419.896	-	627.450	-	9.271.335.201	-	-	9.277.382.547
XXKXIII	Provinsi Papua Barat	120.006.557	2.027.271.345	329.820.351	817.896.202	178.030.518.232	-	465.202.636	181.790.715.323
1	Kab. Sorong	96.448.103	821.807.578	154.279.665	61.372.112	117.091.040.442	-	205.849.795	118.430.797.695
2	Kab. Manokwari	194.857.967	1.130.174.173	158.499.124	385.881.090	89.768.029.633	-	-	91.637.441.987
3	Kab. Fak Fak	63.030.226	538.328.174	40.854.317	-	50.560.889.564	-	204.939.532	51.408.041.813
4	Kota Sorong	-	3.613.022.061	194.119.555	-	36.317.062.568	-	176.611.403	40.300.815.587



MENTERI KEUANGAN
REPUBLIK INDONESIA


- 19 -

NO	DAERAH	Dana Bagi Hasil Pajak Bumi dan Bangunan Bagian Daerah							Jumlah
		Sektor Pedesaan	Sektor Perkotaan	Sektor Perkebunan	Sektor Perhutanan	Sektor Pertambangan			
						Migas	Panas Bumi	Non Migas Lainnya	
5	Kab. Sorong Selatan	37.086.458	90.072.359	12.058.227	-	63.859.598.438	-	136.631.151	64.135.446.633
6	Kab. Raja Ampat	25.407.415	236.033.738	28.344.661	820.474.387	69.925.089.357	-	967.911.977	72.003.261.535
7	Kab. Teluk Bintuni	15.548.674	822.038.080	688.515.181	1.388.169.931	167.532.525.752	-	-	170.446.797.618
8	Kab. Teluk Wondama	12.703.883	224.985.067	7.531.420	-	27.463.854.362	-	-	27.709.074.732
9	Kab. Kaimana	34.943.499	591.809.482	32.762.488	615.687.286	40.263.549.295	-	168.866.683	41.707.618.733
10	Kab. Tambrau	-	1.236.561	72.427	-	24.407.327.393	-	-	24.408.636.381
11	Kab. Maybrat	-	39.578.102	2.244.338	-	24.933.106.124	-	-	24.974.928.564
	Total	590.143.996.822	4.169.691.855.697	1.001.483.999.828	233.441.999.887	17.602.109.999.732	167.026.374.000	259.762.625.897	24.023.660.851.863

Salinan sesuai dengan aslinya
KEPALA BIRO UMUM

KEPALA BAGIAN T.U. KEMENTERIAN

GIARTO
NIP. 195904201984021001



MENTERI KEUANGAN,

ttd,

AGUS D.W. MARTOWARDOJO