



MENTERI KEUANGAN
REPUBLIK INDONESIA

LAMPIRAN III
PERATURAN MENTERI KEUANGAN REPUBLIK INDONESIA
NOMOR 197 /PMK.07/2011
TENTANG
ALOKASI SEMENTARA DANA BAGI HASIL PAJAK BUMI
DAN BANGUNAN TAHUN ANGGARAN 2011

RINCIAN ALOKASI SEMENTARA BIAYA PEMUNGUTAN PAJAK BUMI DAN BANGUNAN BAGIAN DAERAH
TAHUN ANGGARAN 2012

(dalam rupiah)

NO	DAERAH	Biaya Pemungutan Pajak Bumi dan Bangunan Bagian Daerah							Jumlah
		Sektor Pedesaan	Sektor Perkotaan	Sektor Perkebunan	Sektor Perhutanan	Sektor Pertambangan			
						Migas	Non Migas		
						Panas Bumi	Non Migas Lainnya		
1	2	3	7	11	15	19	23		
I	Provinsi Aceh	18.313.229	63.381.718	389.230.666	7.312.267	6.499.299.009	-	206.381	6.977.743.270
1	Kab. Aceh Barat	9.836.801	61.533.788	132.975.614	1.201.922	362.143.495	-	275.882	567.967.502
2	Kab. Aceh Besar	67.515.432	93.767.219	540.052	1.401.000	435.079.712	-	4.090	598.307.505
3	Kab. Aceh Selatan	7.031.654	7.149.454	31.548.176	1.950.736	498.589.556	-	-	546.269.576
4	Kab. Aceh Singkil	7.837.416	7.721.872	166.084.127	2.179.735	346.046.721	-	-	529.869.871
5	Kab. Aceh Tengah	14.978.506	29.075.384	196.510	3.100.520	489.182.149	-	-	536.533.069
6	Kab. Aceh Tenggara	16.338.325	32.023.816	-	-	454.458.172	-	-	502.820.313
7	Kab. Aceh Timur	23.809.145	27.037.280	248.615.911	-	2.419.483.333	-	-	2.718.945.669
8	Kab. Aceh Utara	61.077.975	185.478.304	78.147.423	1.183.543	5.175.865.560	-	-	5.501.752.805
9	Kab. Bireuen	7.092.253	40.051.203	6.329.735	1.132.217	876.489.824	-	-	931.095.232
10	Kab. Pidie	28.087.857	45.869.967	360.035	1.403.467	416.308.866	-	-	492.030.192
11	Kab. Simeulue	7.613.619	3.776.281	1.049.775	2.802.335	408.990.603	-	-	424.232.613
12	Kota Banda Aceh	-	337.676.746	-	-	338.290.528	-	-	675.967.274
13	Kota Sabang	-	20.335.641	-	-	442.517.766	-	-	462.853.407
14	Kota Langsa	-	85.622.248	32.880.550	-	430.390.278	-	-	548.893.076
15	Kota Lhokseumawe	-	138.763.022	-	-	1.325.338.986	-	-	1.464.102.008
16	Kab. Nagan Raya	11.837.688	6.268.116	222.683.279	338.702	470.014.750	-	339.172	711.481.707
17	Kab. Aceh Jaya	3.934.690	2.468.260	13.765.656	3.820.092	477.687.326	-	-	501.676.024
18	Kab. Aceh Barat Daya	9.145.610	10.774.912	25.911.418	739.400	419.324.954	-	-	465.896.294
19	Kab. Gayo Lues	7.194.613	8.697.976	-	-	632.064.357	-	-	647.956.946
20	Kab. Aceh Tamiang	16.904.745	36.218.160	176.486.846	-	1.976.876.903	-	-	2.206.486.654
21	Kab. Bener Meriah	25.223.189	13.203.971	-	683.126	432.240.597	-	-	471.350.883
22	Kab. Pidie Jaya	14.068.975	1.683.404	306.427	-	364.990.767	-	-	381.049.573
23	Kota Subulussalam	8.422.857	9.055.616	29.810.457	-	305.521.811	-	-	352.810.741



MENTERI KEUANGAN
REPUBLIK INDONESIA

- 2 -

NO	DAERAH	Biaya Pemungutan Pajak Bumi dan Bangunan Bagian Daerah							Jumlah
		Sektor Pedesaan	Sektor Perkotaan	Sektor Perkebunan	Sektor Perhutanan	Sektor Pertambangan			
						Migas	Non Migas		
						Panas Bumi	Non Migas Lainnya		
II	Provinsi Sumatera Utara	90.347.911	154.200.767	652.648.644	7.272.887	1.084.118.262	22.296.060	20.022.625	2.030.907.156
1	Kab. Asahan	214.157.856	140.294.584	1.790.039.550	-	578.264.840	-	-	2.722.756.830
2	Kab. Dairi	52.366.531	61.810.026	5.919.197	2.190.205	604.185.295	-	6.908.964	733.380.218
3	Kab. Deli Serdang	-	-	1.170.111.404	-	1.365.596.555	-	-	2.535.707.959
4	Kab. Tanah Karo	91.384.903	210.852.969	5.267.143	-	409.736.977	244.603.530	111.351.896	1.073.197.418
5	Kab. Labuhan Batu	47.835.414	201.844.853	776.578.143	-	810.932.237	-	-	1.837.190.647
6	Kab. Langkat	220.361.473	326.197.230	1.652.036.599	-	3.594.887.685	-	-	5.793.482.987
7	Kab. Mandailing Natal	37.437.969	25.602.988	384.715.861	12.443.436	719.699.679	-	1.429.381	1.181.329.314
8	Kab. Nias	7.484.633	3.979.274	-	-	194.674.076	-	-	206.137.983
9	Kab. Simalungun	208.590.690	174.446.856	1.622.905.022	9.929.420	674.756.268	-	1.788.534	2.692.416.790
10	Kab. Tapanuli Selatan	21.663.337	9.701.996	172.783.729	15.043.177	545.237.127	114.860.700	62.751.678	942.041.744
11	Kab. Tapanuli Tengah	46.786.361	79.589.053	52.372.032	3.199.659	584.138.215	-	1.916.744	768.002.064
12	Kab. Tapanuli Utara	41.341.345	30.226.296	-	29.491.124	596.019.154	64.160.910	40.686.085	801.924.914
13	Kab. Toba Samosir	72.535.335	13.305.122	13.506.214	10.270.808	388.921.952	-	63.212.245	561.751.676
14	Kota Binjai	-	334.216.994	51.298.180	-	997.335.070	-	-	1.382.850.244
15	Kota Medan	-	-	-	-	1.172.561.267	-	-	1.172.561.267
16	Kota Pematang Siantar	-	339.656.940	1.575.741	-	244.287.336	-	-	585.520.017
17	Kota Sibolga	-	115.517.606	-	-	421.643.153	-	-	537.160.759
18	Kota Tanjung Balai	-	107.212.066	-	-	321.531.234	-	-	428.743.300
19	Kota Tebing Tinggi	-	251.608.916	-	-	366.976.110	-	-	618.585.026
20	Kota Padang Sidempuan	-	166.039.493	14.559.789	-	547.401.771	-	-	728.001.053
21	Kab. Pakpak Bharat	6.251.229	4.712.967	-	995.444	578.378.955	-	147.883	590.486.478
22	Kab. Nias Selatan	5.780.117	4.013.787	-	13.377.140	563.007.339	-	-	586.178.383
23	Kab. Humbang Hasundutan	29.523.248	3.929.228	-	18.539.986	694.760.682	-	-	746.753.144
24	Kab. Serdang Berdagai	214.524.100	139.813.336	1.129.411.346	-	593.509.307	-	-	2.077.258.089
25	Kab. Samosir	18.067.607	7.410.935	-	8.994.160	356.726.124	-	-	391.198.826
26	Kab. Batu Bara	135.431.156	32.347.356	390.228.411	-	336.867.352	-	90.236.476	985.110.751
27	Kab. Padang Lawas Utara	17.130.302	5.199.132	587.736.720	4.226.670	514.391.975	-	-	1.128.684.799
28	Kab. Padang Lawas	39.805.734	10.414.430	297.734.340	4.219.963	488.511.433	-	-	840.685.900



MENTERI KEUANGAN
REPUBLIK INDONESIA

- 3 -

NO	DAERAH	Biaya Pemungutan Pajak Bumi dan Bangunan Bagian Daerah							Jumlah
		Sektor Pedesaan	Sektor Perkotaan	Sektor Perkebunan	Sektor Perhutanan	Sektor Pertambangan			
						Migas	Panas Bumi	Non Migas Lainnya	
		87.438.546	60.241.735	1.548.023.970	5.263.665	452.053.970	-	-	2.153.021.886
29	Kab. Labuhan Batu Selatan								
30	Kab. Labuhan Batu Utara	97.106.393	49.451.550	733.520.841	-	476.171.757	-	-	1.356.250.541
31	Kab. Nias Utara	2.363.380	1.418.124	-	-	169.946.787	-	-	173.728.291
32	Kab. Nias Barat	1.242.646	177.200	-	-	116.065.726	-	-	117.485.572
33	Kota Gunungsitoli	-	18.581.530	-	-	119.069.563	-	-	137.651.093
III	Provinsi Sumatera Barat	45.241.025	342.062.752	260.126.412	727.418	2.899.823.712	-	504.519	3.548.485.838
1	Kab. Limapuluh Kota	61.507.980	38.801.361	9.310.368	-	411.307.835	-	-	520.927.544
2	Kab. Agam	79.229.976	68.704.735	73.230.932	-	334.456.877	-	-	555.622.520
3	Kab. Kepulauan Mentawai	8.336.245	4.327.676	-	577.913	385.447.167	-	-	398.689.001
4	Kab. Padang Pariaman	141.377.147	110.579.514	-	-	282.923.078	-	-	534.879.739
5	Kab. Pasaman	40.208.447	20.798.175	68.305	-	370.996.748	-	-	432.071.675
6	Kab. Pesisir Selatan	75.877.099	33.537.438	60.934.960	-	481.773.699	-	-	652.123.196
7	Kab. Sijunjung	40.901.412	39.078.217	8.283.354	-	381.474.157	-	907.695	470.644.835
8	Kab. Solok	74.497.863	36.951.858	5.200.647	-	378.282.226	-	-	494.932.594
9	Kab. Tanah Datar	5.953.429	99.147.244	187.514	-	281.923.691	-	101.343	387.313.221
10	Kota Bukit Tinggi	-	157.288.614	-	-	120.867.958	-	-	278.156.572
11	Kota Padang Panjang	-	38.813.612	-	-	229.518.389	-	-	268.332.001
12	Kota Padang	-	1.437.417.669	-	-	286.967.959	-	-	1.724.385.628
13	Kota Payakumbuh	-	110.102.623	-	-	155.079.159	-	-	265.181.782
14	Kota Sawahlunto	10.591.973	41.763.692	-	-	202.957.889	-	-	255.313.554
15	Kota Solok	-	55.901.311	-	-	217.089.562	-	-	272.990.873
16	Kota Pariaman	-	43.496.414	-	-	296.580.555	-	-	340.076.969
17	Kab. Pasaman Barat	79.815.585	12.402.706	265.393.011	-	372.820.772	-	-	730.432.074
18	Kab. Dharmasraya	72.970.495	31.854.732	203.024.292	391.977	271.708.841	-	-	579.950.337
19	Kab. Solok Selatan	77.829.777	13.471.662	154.745.850	-	337.470.851	-	-	583.518.140
IV	Provinsi Riau	44.064.857	148.278.958	1.191.518.786	253.263.476	9.462.055.182	-	1.450.625	11.100.631.884
1	Kab. Bengkalis	28.357.781	219.446.830	223.858.970	146.225.755	7.284.378.569	-	-	7.902.267.905
2	Kab. Indragiri Hilir	34.675.584	166.934.778	560.905.425	82.035.374	1.303.507.052	-	588.474	2.148.646.687
3	Kab. Indragiri Hulu	54.090.087	57.295.219	395.191.722	62.113.190	2.133.351.334	-	2.915.795	2.704.957.347



MENTERI KEUANGAN
REPUBLIK INDONESIA

- 4 -

NO	DAERAH	Biaya Pemungutan Pajak Bumi dan Bangunan Bagian Daerah							Jumlah
		Sektor Pedesaan	Sektor Perkotaan	Sektor Perkebunan	Sektor Perhutanan	Sektor Pertambangan			
						Migas	Non Migas		
						Panas Bumi	Non Migas Lainnya		
4	Kab. Kampar	252.940.071	151.583.319	923.389.468	132.081.451	3.809.718.831	-	-	5.269.713.140
5	Kab. Kuantan Singingi	37.556.298	38.784.760	287.848.674	76.051.395	831.417.903	-	431.815	1.272.090.845
6	Kab. Pelalawan	28.865.156	353.528.410	660.465.887	244.206.330	2.858.681.424	-	-	4.145.747.207
7	Kab. Rokan Hilir	61.465.657	49.264.923	440.747.954	50.653.470	5.835.859.481	-	-	6.437.991.485
8	Kab. Rokan Hulu	163.836.785	28.235.673	857.277.526	11.155.788	3.034.138.582	-	9.921	4.094.654.275
9	Kab. Siak	171.095.252	213.851.827	384.935.378	159.104.265	5.909.620.699	-	1.856.493	6.840.463.914
10	Kota Dumai	-	1.515.072.541	956.465	13.298.057	726.286.272	-	-	2.255.613.335
11	Kota Pekanbaru	-	-	28.514.466	692.424	1.309.391.977	-	-	1.338.598.867
12	Kab. Kepulauan Meranti	4.349.614	23.301.933	1.983.204	35.436.401	2.811.868.600	-	-	2.876.939.752
V	Provinsi Kepulauan Riau	51.283.127	1.109.503.546	12.230.493	-	4.263.752.638	-	40.392.671	5.477.162.475
1	Kab. Bintan	170.396.279	659.175.162	48.436.181	-	1.645.746.978	-	47.016.948	2.570.771.548
2	Kab. Natuna	11.689.825	15.255.108	-	-	7.178.459.906	-	-	7.205.404.839
3	Kab. Karimun	18.577.034	213.519.898	485.791	-	1.415.941.549	-	114.553.737	1.763.078.009
4	Kota Batam	-	3.081.098.083	-	-	2.039.299.463	-	-	5.120.397.546
5	Kota Tanjung Pinang	-	449.261.686	-	-	1.213.451.544	-	-	1.662.713.230
6	Kab. Lingga	4.050.674	17.348.516	-	-	1.364.898.170	-	-	1.386.297.360
7	Kab. Kepulauan Anambas	418.697	2.355.730	-	-	2.197.212.938	-	-	2.199.987.365
VI	Provinsi Jambi	44.101.893	66.635.086	388.768.210	70.486.155	6.437.930.012	28.239.840	18.930.067	7.055.091.263
1	Kab. Batanghari	64.322.238	24.776.839	136.888.320	39.922.037	2.479.857.336	-	1.075.685	2.746.842.455
2	Kab. Bungo	60.092.568	69.323.874	84.768.094	-	577.490.089	-	8.109.297	799.783.922
3	Kab. Kerinci	13.096.376	8.927.577	24.478.252	-	352.357.310	56.148.120	22.578.932	477.586.567
4	Kab. Merangin	62.135.382	22.424.599	12.458.846	-	911.473.940	-	2.153.225	1.010.645.992
5	Kab. Muaro Jambi	193.902.321	42.446.371	203.788.795	4.561.184	2.054.427.613	-	-	2.499.126.284
6	Kab. Sarolangun	41.663.978	27.324.550	196.636.764	1.962.023	1.494.792.705	-	8.278.412	1.770.658.432
7	Kab. Tanjung Jabung Barat	150.717.637	79.084.489	160.129.038	77.011.618	2.189.094.166	-	119.753	2.656.156.701
8	Kab. Tanjung Jabung Timur	36.438.816	15.092.838	4.696.612	36.910.193	2.784.647.276	-	-	2.877.785.735
9	Kab. Tebo	66.674.354	19.037.385	83.281.098	4.100.639	977.553.745	-	1.854.850	1.152.502.071
10	Kota Jambi	-	723.989.245	-	-	1.047.467.730	-	-	1.771.456.975
11	Kota Sungai Penuh	1.885.987	11.521.920	-	-	152.674.780	9.744.840	-	175.827.527



MENTERI KEUANGAN
REPUBLIK INDONESIA

- 5 -

NO	DAERAH	Biaya Pemungutan Pajak Bumi dan Bangunan Bagian Daerah							Jumlah
		Sektor Pedesaan	Sektor Perkotaan	Sektor Perkebunan	Sektor Perhutanan	Sektor Pertambangan			
						Migas	Panas Bumi	Non Migas Lainnya	
VII	Provinsi Sumatera Selatan	97.234.969	71.962.643	531.800.110	82.407.886	7.465.955.041	78.068.250	193.036.569	8.520.465.468
1	Kab. Lahat	38.685.208	57.711.459	193.854.718	18.446.920	2.465.325.884	-	197.280.319	2.971.304.508
2	Kab. Musi Banyuasin	213.020.318	46.686.613	445.463.013	80.237.360	9.519.429.019	-	24.682.815	10.329.519.138
3	Kab. Musi Rawas	117.071.598	35.620.308	368.899.168	32.125.171	5.377.692.136	48.964.500	8.887.412	5.989.260.293
4	Kab. Muara Enim	91.494.577	258.078.944	244.696.470	37.009.795	5.358.325.198	341.376.750	730.696.957	7.061.678.691
5	Kab. Ogan Komering Ilir	111.732.692	16.412.646	333.725.574	119.014.534	1.401.048.028	-	-	1.981.933.474
6	Kab. Ogan Komering Ulu	53.080.154	170.625.250	74.067.765	2.080.029	2.394.519.602	-	2.055.013	2.696.427.813
7	Kota Palembang	-	-	-	-	713.058.444	-	-	713.058.444
8	Kota Pagar Alam	-	59.519.331	15.316.351	-	705.453.949	-	-	780.289.631
9	Kota Lubuk Linggau	-	163.231.695	-	-	592.920.657	-	-	756.152.352
10	Kota Prabumulih	13.440.368	146.176.633	-	-	1.483.744.106	-	-	1.643.361.107
11	Kab. Banyuasin	223.611.154	47.827.238	268.086.167	10.375.980	3.292.716.045	-	189.642	3.842.806.226
12	Kab. Ogan Ilir	31.337.680	12.466.246	109.027.436	-	1.991.105.273	-	-	2.143.936.635
13	Kab. Ogan Komering Ulu Timur	114.006.935	28.661.722	70.209.378	2.872.457	674.644.913	-	1.390.687	891.786.092
14	Kab. Ogan Komering Ulu Selatan	34.183.845	17.558.921	-	-	711.586.300	-	-	763.329.066
15	Kab. Empat Lawang	27.920.127	18.862.641	3.854.395	-	648.205.645	-	-	698.842.808
VIII	Provinsi Bangka Belitung	19.398.956	59.984.714	147.949.350	-	841.246.841	-	50.005.984	1.118.585.845
1	Kab. Bangka	84.975.349	107.479.068	106.114.709	-	671.324.918	-	54.720.758	1.024.614.802
2	Kab. Belitung	28.911.224	126.752.690	125.308.582	-	575.958.286	-	15.723.570	872.654.352
3	Kota Pangkal Pinang	-	506.735.515	-	-	554.487.765	-	-	1.061.223.280
4	Kab. Bangka Selatan	26.454.153	10.007.627	13.323.604	-	653.151.924	-	42.357.656	745.294.964
5	Kab. Bangka Tengah	33.983.464	76.481.575	22.991.283	-	607.031.115	-	31.808.407	772.295.844
6	Kab. Bangka Barat	19.486.521	38.660.927	171.295.342	-	581.596.991	-	71.687.354	882.727.135
7	Kab. Belitung Timur	19.577.802	33.653.318	152.763.880	-	562.683.206	-	33.732.174	802.410.380
IX	Provinsi Bengkulu	12.850.741	22.791.520	94.646.868	-	1.134.495.065	88.931.520	38.642.959	1.392.358.673
1	Kab. Bengkulu Selatan	21.369.886	24.142.610	5.143	-	381.520.730	-	-	427.038.369
2	Kab. Bengkulu Utara	22.336.574	18.086.324	106.182.970	-	461.484.892	135.341.280	171.786	743.603.826
3	Kab. Rejang Lebong	18.027.410	54.242.619	861.161	-	411.925.554	40.951.440	-	526.008.184
4	Kota Bengkulu	-	273.609.290	-	-	352.551.939	-	-	626.161.229



MENTERI KEUANGAN
REPUBLIK INDONESIA

- 6 -

NO	DAERAH	Biaya Pemungutan Pajak Bumi dan Bangunan Bagian Daerah							Jumlah
		Sektor Pedesaan	Sektor Perkotaan	Sektor Perkebunan	Sektor Perhutanan	Sektor Pertambangan			
						Migas	Panas Bumi	Non Migas Lainnya	
5	Kab. Kaur	12.791.826	7.205.488	-	-	558.024.816	-	-	578.022.130
6	Kab. Seluma	16.558.166	8.726.051	48.780.626	-	510.468.984	-	88.016	584.621.843
7	Kab. Mukomuko	25.062.323	11.480.093	169.524.909	-	591.085.788	-	-	797.153.113
8	Kab. Lebong	6.158.887	14.244.369	1.345.214	-	547.341.954	179.433.360	153.749.595	902.273.379
9	Kab. Kepahiang	12.173.016	18.794.300	3.286.742	-	479.520.201	-	-	513.774.259
10	Kab. Bengkulu Tengah	45.432.290	2.507.735	48.600.708	-	244.055.399	-	562.439	341.158.571
X	Provinsi Lampung	79.278.179	91.083.697	361.160.401	1.710.244	2.282.630.256	37.208.160	1.146.131	2.854.217.068
1	Kab. Lampung Barat	61.182.348	33.761.364	7.783.609	-	701.528.107	-	-	804.255.428
2	Kab. Lampung Selatan	235.405.294	148.219.125	182.358.545	-	613.787.541	-	490.841	1.180.261.346
3	Kab. Lampung Tengah	267.454.708	413.220.440	531.142.450	-	922.116.811	-	-	2.133.934.409
4	Kab. Lampung Utara	86.323.681	74.998.412	107.914.675	-	733.784.735	-	-	1.003.021.503
5	Kab. Lampung Timur	214.794.671	255.600.269	13.227.970	-	2.285.786.884	-	307.258	2.769.717.052
6	Kab. Tanggamus	121.308.592	34.768.190	10.749.733	-	452.788.648	148.832.640	1.397.182	769.844.985
7	Kab. Tulang Bawang	37.516.747	83.469.965	336.917.525	-	571.696.132	-	-	1.029.600.369
8	Kab. Way Kanan	57.851.550	95.794.690	114.029.120	3.023.725	745.308.422	-	2.139.451	1.018.146.958
9	Kota Bandar Lampung	-	-	-	-	467.928.780	-	-	467.928.780
10	Kota Metro	-	167.090.639	-	-	515.875.924	-	-	682.966.563
11	Kab. Pesawaran	62.393.846	20.783.444	48.179.526	-	325.262.679	-	249.791	456.869.286
12	Kab. Pringsewu	77.690.665	42.810.443	-	-	258.921.381	-	-	379.422.489
13	Kab. Mesuji	16.718.004	17.100.651	71.170.211	3.817.253	281.465.595	-	-	390.271.714
14	Kab. Tulang Bawang Barat	30.859.804	71.659.470	21.168.238	-	254.269.380	-	-	377.956.892
XI	Provinsi DKI Jakarta	-	171.287.137.121	-	-	7.722.213.065	-	-	179.009.350.186
XII	Provinsi Jawa Barat	475.749.727	1.705.725.816	119.674.932	19.455.678	1.937.580.852	151.434.900	87.592.366	4.497.214.271
1	Kab. Bandung	493.320.215	3.030.741.400	419.979.443	974.701	693.287.743	1.268.815.725	770.337.071	6.677.456.298
2	Kab. Bekasi	-	12.051.745.431	-	-	3.611.327.870	-	-	15.663.073.301
3	Kab. Bogor	-	-	237.065.383	27.373.152	1.234.095.132	371.463.300	288.815.963	2.158.812.930
4	Kab. Ciamis	746.925.854	181.276.573	42.033.113	31.573.052	957.265.320	1.857.060	-	1.960.930.972
5	Kab. Cianjur	642.021.352	1.504.129.563	214.346.770	21.568.368	1.254.472.492	-	-	3.636.538.545
6	Kab. Cirebon	860.827.980	864.668.307	-	5.914.050	1.085.552.537	-	6.384.453	2.823.347.327



MENTERI KEUANGAN
REPUBLIK INDONESIA

- 7 -

NO	DAERAH	Biaya Pemungutan Pajak Bumi dan Bangunan Bagian Daerah							Jumlah
		Sektor Pedesaan	Sektor Perkotaan	Sektor Perkebunan	Sektor Perhutanan	Sektor Pertambangan			
						Migas	Non Migas		
					Panas Bumi		Non Migas Lainnya		
7	Kab. Garut	465.228.683	438.583.791	284.506.787	6.122.550	1.109.424.628	688.453.695	223.962.922	3.216.283.056
8	Kab. Indramayu	799.703.690	951.724.023	84.114.657	43.960.193	5.116.829.749	-	-	6.996.332.312
9	Kab. Karawang	661.840.891	5.467.370.842	-	24.858.026	5.126.482.209	-	-	11.280.551.968
10	Kab. Kuningan	519.692.334	242.832.787	3.128.569	17.556.668	818.523.645	-	-	1.601.734.003
11	Kab. Majalengka	503.406.216	230.073.478	68.621.427	23.373.849	2.087.801.506	7.810.425	-	2.921.086.901
12	Kab. Purwakarta	593.780.872	1.904.099.678	44.368.946	22.526.321	726.705.198	-	-	3.291.481.015
13	Kab. Subang	677.666.896	695.459.562	324.106.047	22.152.939	5.160.857.318	-	-	6.880.242.762
14	Kab. Sukabumi	910.756.727	940.121.496	350.725.755	49.933.463	1.122.568.667	480.804.120	340.916.337	4.195.826.565
15	Kab. Sumedang	380.161.674	740.348.223	-	23.897.012	741.355.022	3.349.890	1.777.056	1.890.888.877
16	Kab. Tasikmalaya	732.737.104	99.465.987	61.743.248	32.556.366	997.733.685	54.708.885	29.730.713	2.008.675.988
17	Kota Bandung	-	17.719.697.966	-	-	819.336.856	-	-	18.539.034.822
18	Kota Bekasi	-	8.307.760.588	-	-	867.509.694	-	-	9.175.270.282
19	Kota Bogor	-	4.259.796.424	-	-	453.042.486	-	-	4.712.838.910
20	Kota Cirebon	-	1.243.911.285	-	-	400.357.176	-	-	1.644.268.461
21	Kota Depok	-	-	-	-	646.734.698	-	-	646.734.698
22	Kota Sukabumi	-	481.672.866	-	-	253.840.738	-	-	735.513.604
23	Kota Cimahi	-	1.795.798.999	-	-	285.815.138	-	-	2.081.614.137
24	Kota Tasikmalaya	-	840.367.666	-	500.485	369.483.538	-	-	1.210.351.689
25	Kota Banjar	-	188.477.432	6.873.354	1.316.077	416.483.530	-	911.311	614.061.704
26	Kab. Bandung Barat	51.174.325	2.343.182.458	132.210.215	13.500.610	457.149.609	-	1.419.126	2.998.636.343
XIII	Provinsi Banten	144.839.867	1.980.490.951	42.263.371	5.841.818	1.023.145.333	-	2.676.542	3.199.257.882
1	Kab. Lebak	279.623.543	105.904.486	132.134.180	10.247.528	703.670.860	-	10.706.168	1.242.286.765
2	Kab. Pandeglang	162.726.220	129.906.079	32.322.399	11.386.895	701.508.821	-	-	1.037.850.414
3	Kab. Serang	542.973.511	976.100.670	4.596.904	1.732.849	618.203.428	-	-	2.143.607.362
4	Kab. Tangerang	1.334.031.205	7.403.769.198	-	-	685.155.725	-	-	9.422.956.128
5	Kota Cilegon	-	3.520.691.722	-	-	271.253.530	-	-	3.791.945.252
6	Kota Tangerang	-	11.860.261.430	-	-	587.980.155	-	-	12.448.241.585
7	Kota Serang	-	629.375.426	-	-	230.456.314	-	-	859.831.740
8	Kota Tangerang Selatan	-	7.103.984.319	-	-	294.352.497	-	-	7.398.336.816



MENTERI KEUANGAN
REPUBLIK INDONESIA

- 8 -

NO	DAERAH	Biaya Pemungutan Pajak Bumi dan Bangunan Bagian Daerah							Jumlah
		Sektor Pedesaan	Sektor Perkotaan	Sektor Perkebunan	Sektor Perhutanan	Sektor Pertambangan			
						Migas	Panas Bumi	Non Migas Lainnya	
XIV	Provinsi Jawa Tengah	747.895.682	1.088.708.996	189.734.078	239.116.683	5.018.644.794	9.982.980	5.646.381	7.299.729.594
1	Kab. Banjarnegara	452.025.237	545.733.629	412.043	23.413.230	477.234.811	20.945.520	-	1.519.764.470
2	Kab. Banyumas	534.091.234	1.232.132.415	25.863.318	46.377.643	763.015.379	-	8.294.953	2.609.774.942
3	Kab. Batang	397.662.526	247.342.614	136.264.212	25.780.218	430.829.762	-	-	1.237.879.332
4	Kab. Biora	269.986.769	150.623.009	-	170.395.722	1.754.628.098	-	-	2.345.633.598
5	Kab. Boyolali	400.973.437	405.526.135	-	15.869.379	491.502.517	-	-	1.313.871.468
6	Kab. Brebes	665.992.598	494.855.750	29.089.633	43.153.382	878.591.326	-	-	2.111.682.689
7	Kab. Cilacap	624.910.248	1.621.223.992	161.853.641	83.453.387	889.005.636	-	12.221.848	3.392.668.752
8	Kab. Demak	501.697.879	365.295.104	-	8.111.325	597.178.982	-	217.631	1.472.500.921
9	Kab. Grobogan	632.077.520	269.904.365	-	83.111.139	1.019.459.835	-	-	2.004.552.859
10	Kab. Jepara	334.844.562	601.291.753	124.348.852	18.920.055	706.983.156	-	822.450	1.787.210.828
11	Kab. Karanganyar	267.150.713	841.317.113	36.863.344	402.902	425.905.420	-	-	1.571.639.492
12	Kab. Kebumen	537.638.897	299.544.244	-	32.642.047	637.013.973	-	-	1.506.839.161
13	Kab. Kendal	580.839.227	536.617.751	127.813.339	29.272.857	481.745.485	-	-	1.756.288.659
14	Kab. Klaten	295.875.286	420.216.857	-	1.005.217	538.342.908	-	-	1.255.440.268
15	Kab. Kudus	197.763.377	706.329.569	9.859.133	3.153.165	975.891.250	-	-	1.892.996.494
16	Kab. Magelang	559.290.065	444.214.208	1.359.352	8.786.967	522.196.787	-	-	1.535.847.379
17	Kab. Pati	541.966.685	356.925.584	41.637.752	44.451.361	763.973.141	-	-	1.748.954.523
18	Kab. Pekalongan	290.297.126	206.432.970	31.380.650	33.193.410	494.154.050	-	-	1.055.458.206
19	Kab. Pemasang	433.804.595	358.788.799	29.059.604	39.500.976	662.977.125	-	-	1.524.131.099
20	Kab. Purbalingga	381.111.241	498.141.167	127.800	12.530.396	423.488.224	-	-	1.315.398.828
21	Kab. Purworejo	531.678.535	363.396.691	-	18.149.097	443.446.805	-	-	1.356.671.128
22	Kab. Rembang	220.062.514	126.953.412	-	49.121.885	711.695.504	-	1.028.641	1.108.861.956
23	Kab. Semarang	250.615.242	865.743.623	95.018.362	15.519.471	434.784.538	-	-	1.661.681.236
24	Kab. Sragen	393.382.069	229.927.132	50.466.716	5.486.749	488.781.529	-	-	1.168.044.195
25	Kab. Sukoharjo	-	-	10.617.971	168.868	420.875.803	-	-	431.662.642
26	Kab. Tegal	383.266.148	626.443.992	9.338.910	34.220.173	686.866.334	-	-	1.740.135.557
27	Kab. Temanggung	423.498.102	280.434.532	13.418.529	25.482.904	363.349.151	-	-	1.106.183.218
28	Kab. Wonogiri	461.791.619	249.172.709	-	19.641.269	563.988.981	-	-	1.294.594.578



MENTERI KEUANGAN
REPUBLIK INDONESIA

- 9 -


NO	DAERAH	Biaya Pemungutan Pajak Bumi dan Bangunan Bagian Daerah							Jumlah
		Sektor Pedesaan	Sektor Perkotaan	Sektor Perkebunan	Sektor Perhutanan	Sektor Pertambangan			
						Migas	Panas Bumi	Non Migas Lainnya	
29	Kab. Wonosobo	387.926.216	274.082.205	12.296.740	44.239.479	458.059.468	18.986.400	-	1.195.590.508
30	Kota Magelang	-	239.183.077	-	147.079	134.399.914	-	-	373.730.070
31	Kota Pekalongan	-	355.084.538	-	519.118	252.592.375	-	-	608.196.031
32	Kota Salatiga	-	384.646.319	1.011.563	193.634	151.086.964	-	-	536.938.480
33	Kota Semarang	-	-	-	20.052.212	616.238.849	-	-	636.291.061
34	Kota Surakarta	-	2.209.883.222	-	-	242.223.017	-	-	2.452.106.239
35	Kota Tegal	-	635.099.461	-	-	172.072.060	-	-	807.171.521
XV	Provinsi DI Yogyakarta	65.144.916	241.138.955	-	-	460.026.423	-	103.760	766.414.054
1	Kab. Bantul	148.705.353	1.002.497.051	-	-	417.017.290	-	-	1.568.219.694
2	Kab. Gunung Kidul	286.983.709	142.502.600	-	-	459.041.970	-	415.041	888.943.320
3	Kab. Kulon Progo	237.722.198	177.453.483	-	-	278.470.459	-	-	693.646.140
4	Kab. Sleman	367.678.253	2.540.900.762	-	-	477.596.954	-	-	3.386.175.969
5	Kota Yogyakarta	-	-	-	-	207.979.018	-	-	207.979.018
XVI	Provinsi Jawa Timur	861.077.570	1.067.353.032	265.997.890	177.219.943	7.353.259.980	30.725.100	12.111.014	9.767.744.529
1	Kab. Bangkalan	112.760.085	98.762.788	-	2.496.044	2.188.047.880	-	-	2.402.066.797
2	Kab. Banyuwangi	674.817.263	595.691.676	456.274.724	63.575.940	912.436.650	-	315.141	2.703.111.394
3	Kab. Blitar	644.949.864	400.588.262	64.139.285	25.322.314	619.314.734	-	24.609	1.754.339.068
4	Kab. Bojonegoro	586.172.824	321.526.681	-	151.237.490	2.636.010.934	-	-	3.694.947.929
5	Kab. Bondowoso	250.833.515	145.742.855	68.044.800	30.981.369	435.724.897	-	-	931.327.436
6	Kab. Gresik	-	-	-	-	1.649.652.810	-	-	1.649.652.810
7	Kab. Jember	539.691.991	583.736.274	302.073.133	31.700.699	921.573.729	153.625.500	58.596.333	2.590.997.659
8	Kab. Jombang	522.447.483	479.013.709	5.829.578	43.589.222	849.355.804	-	436.773	1.900.672.569
9	Kab. Kediri	1.215.412.974	729.086.555	221.655.704	19.583.176	709.599.044	-	-	2.895.337.453
10	Kab. Lamongan	702.867.643	311.982.138	-	53.215.134	1.373.338.838	-	-	2.441.403.753
11	Kab. Lumajang	306.417.524	250.921.865	163.053.130	23.540.127	588.704.382	-	-	1.332.637.028
12	Kab. Madiun	438.209.796	240.292.952	37.413.571	85.020.190	465.903.296	-	-	1.266.839.805
13	Kab. Magetan	495.433.997	132.893.220	14.739.963	7.474.237	416.515.909	-	-	1.067.057.326
14	Kab. Malang	1.420.201.189	1.084.294.129	201.825.782	69.702.331	910.915.164	-	111.955	3.687.050.550
15	Kab. Mojokerto	765.024.845	829.482.712	60.077.452	-	1.157.695.207	-	-	2.812.280.216



MENTERI KEUANGAN
REPUBLIK INDONESIA

- 10 -


NO	DAERAH	Biaya Pemungutan Pajak Bumi dan Bangunan Bagian Daerah						Jumlah	
		Sektor Pedesaan	Sektor Perkotaan	Sektor Perkebunan	Sektor Perhutanan	Sektor Pertambangan			
						Migas	Non Migas		
						Panas Bumi	Non Migas Lainnya		
		776.351.888	277.850.018	14.729.362	43.970.756	595.524.174	-	-	1.708.426.198
16	Kab. Nganjuk								
17	Kab. Ngawi	522.960.988	187.068.778	61.581.898	86.385.693	607.627.251	-	-	1.465.624.608
18	Kab. Pacitan	256.522.653	145.869.551	-	2.826.860	507.650.611	-	332.020	913.201.695
19	Kab. Pamekasan	163.528.328	49.890.518	-	901.462	1.284.044.500	-	-	1.498.364.808
20	Kab. Pasuruan	1.272.947.476	483.370.690	23.672.617	18.517.113	897.813.827	-	207.750	2.696.529.473
21	Kab. Ponorogo	528.250.765	446.627.988	651.269	52.307.318	720.201.177	-	175.330	1.748.213.847
22	Kab. Probolinggo	341.536.349	280.204.908	27.885.903	31.076.840	995.569.996	-	-	1.676.273.996
23	Kab. Sampang	181.905.704	27.897.984	-	198.764	1.635.789.538	-	-	1.845.791.990
24	Kab. Sidoarjo	-	-	7.377.667	-	2.196.973.894	-	-	2.204.351.561
25	Kab. Situbondo	134.181.272	154.752.942	43.899.545	36.114.903	693.279.921	-	-	1.062.228.583
26	Kab. Sumenep	132.014.112	73.617.064	-	21.887.753	4.439.142.545	-	-	4.666.661.474
27	Kab. Trenggalek	470.643.856	214.347.133	15.689.944	40.142.654	534.865.848	-	172.180	1.275.861.615
28	Kab. Tuban	586.330.499	928.347.606	-	77.858.980	1.973.174.763	-	-	3.565.711.848
29	Kab. Tulungagung	595.903.806	619.679.393	23.440.390	28.615.636	524.222.475	-	182.976	1.792.044.676
30	Kota Blitar	-	405.977.767	-	1.492.341	190.716.482	-	-	598.186.590
31	Kota Kediri	-	983.998.932	12.923.290	3.280.840	184.959.039	-	-	1.185.162.101
32	Kota Madiun	-	526.679.576	23.581.156	-	192.543.275	-	-	742.804.007
33	Kota Malang	-	2.768.327.522	675.200	-	355.497.378	-	-	3.124.500.100
34	Kota Mojokerto	-	334.990.997	-	-	264.367.786	-	-	599.358.783
35	Kota Pasuruan	-	83.920.631	-	-	269.996.297	-	-	353.916.928
36	Kota Probolinggo	-	329.202.486	10.749.861	-	535.559.834	-	-	875.512.181
37	Kota Surabaya	-	-	-	-	1.002.700.787	-	-	1.002.700.787
38	Kota Batu	-	483.657.169	-	10.303.459	329.289.209	-	-	823.249.837
XVII	Provinsi Kalimantan Barat	19.545.655	49.369.170	259.879.886	86.463.424	2.036.944.689	-	21.570.937	2.473.773.761
1	Kab. Bengkayang	13.854.541	13.414.239	81.704.475	-	650.107.157	-	758.258	759.838.670
2	Kab. Landak	15.169.550	16.863.318	122.557.191	6.212.893	975.442.140	-	1.076.106	1.137.321.198
3	Kab. Kapuas Hulu	9.258.692	15.787.584	108.171.289	94.667.400	1.266.866.013	-	20.598	1.494.771.576
4	Kab. Ketapang	21.761.750	94.720.420	471.896.019	144.139.530	883.685.194	-	96.300.187	1.712.503.100
5	Kab. Pontianak	19.089.099	100.816.708	-	-	319.103.782	-	417.036	439.426.625



MENTERI KEUANGAN
REPUBLIK INDONESIA

- 11 -

NO	DAERAH	Biaya Pemungutan Pajak Bumi dan Bangunan Bagian Daerah						Jumlah	
		Sektor Pedesaan	Sektor Perkotaan	Sektor Perkebunan	Sektor Perhutanan	Sektor Pertambangan			
						Migas	Non Migas		
						Panas Bumi	Non Migas Lainnya		
6	Kab. Sambas	51.924.349	65.166.563	90.329.528	-	809.969.740	-	210.344	1.017.600.524
7	Kab. Sanggau	61.376.584	62.894.182	500.071.201	32.754.542	872.814.047	-	2.316.195	1.532.226.751
8	Kab. Sintang	28.274.865	37.835.564	187.651.025	101.511.925	976.477.855	-	6.344.735	1.338.095.969
9	Kota Pontianak	-	-	-	-	514.616.375	-	-	514.616.375
10	Kota Singkawang	-	148.768.545	-	-	359.423.228	-	-	508.191.773
11	Kab. Sekadau	21.049.438	10.779.694	117.459.204	9.224.969	653.342.559	-	358.015	812.213.879
12	Kab. Melawi	8.643.005	6.216.894	32.609.395	96.813.396	786.333.827	-	53.210	930.669.727
13	Kab. Kayong Utara	8.133.563	4.825.613	30.471.199	-	559.350.452	-	-	602.780.827
14	Kab. Kubu Raya	73.740.704	162.448.225	76.238.672	33.455.889	557.191.070	-	-	903.074.560
XVIII	Provinsi Kalimantan Tengah	55.761.866	193.900.419	756.269.970	380.286.375	4.640.192.302	-	39.651.948	6.066.062.880
1	Kab. Barito Selatan	3.066.804	10.833.317	-	35.817.981	1.257.880.772	-	8.733.833	1.316.332.707
2	Kab. Barito Utara	4.402.452	17.663.624	25.240.982	97.293.206	1.088.062.476	-	15.789.740	1.248.452.480
3	Kab. Kapuas	18.291.220	36.901.272	28.253.205	80.226.268	825.314.997	-	15.156.389	1.004.143.351
4	Kab. Kotawaringin Barat	36.461.751	48.742.592	392.163.208	115.239.342	520.037.308	-	270.882	1.112.915.083
5	Kab. Kotawaringin Timur	17.867.453	69.694.897	623.353.674	21.915.828	738.364.827	-	580.419	1.471.777.098
6	Kota Palangkaraya	-	208.484.437	-	-	292.409.123	-	-	500.893.560
7	Kab. Barito Timur	2.131.076	7.277.448	12.013.647	43.968	958.043.605	-	5.979.893	985.489.637
8	Kab. Murung Raya	2.917.367	16.067.240	-	137.185.851	1.007.505.661	-	36.776.572	1.200.452.691
9	Kab. Pulang Pisau	15.632.974	10.716.849	-	-	593.691.472	-	-	620.041.295
10	Kab. Gunung Mas	7.236.130	4.257.172	20.549.954	62.344.800	617.918.736	-	3.361.706	715.668.498
11	Kab. Lamandau	7.422.894	2.123.587	117.554.113	69.905.627	698.824.609	-	1.502.879	897.333.709
12	Kab. Sukamara	4.799.120	5.109.092	78.645.362	-	671.133.998	-	-	759.687.572
13	Kab. Katingan	4.888.415	8.705.056	28.195.495	134.566.306	669.807.771	-	4.364.700	850.527.743
14	Kab. Seruyan	4.993.360	5.857.720	438.660.286	132.795.694	888.120.011	-	4.196	1.470.431.267
XIX	Provinsi Kalimantan Selatan	93.135.597	412.073.313	311.086.254	18.184.041	2.530.637.951	-	112.987.950	3.478.105.106
1	Kab. Banjar	22.062.045	153.568.916	25.969.909	1.057.099	805.435.625	-	127.647.821	1.135.741.415
2	Kab. Barito Kuala	47.149.778	10.073.735	-	-	636.723.701	-	-	693.947.214
3	Kab. Hulu Sungai Selatan	20.439.407	15.274.587	6.545.314	1.522.219	556.801.015	-	-	600.582.542
4	Kab. Hulu Sungai Tengah	19.808.989	17.285.186	398.482	-	527.910.714	-	357.549	565.760.920



MENTERI KEUANGAN
REPUBLIK INDONESIA

- 12 -

NO	DAERAH	Biaya Pemungutan Pajak Bumi dan Bangunan Bagian Daerah						Jumlah	
		Sektor Pedesaan	Sektor Perkotaan	Sektor Perkebunan	Sektor Perhutanan	Sektor Pertambangan			
						Migas	Non Migas		
						Panas Bumi	Non Migas Lainnya		
5	Kab. Hulu Sungai Utara	13.142.081	3.598.615	8.841.702	-	848.711.440	-	-	874.293.838
6	Kab. Kotabaru	86.654.191	90.150.341	580.203.340	7.454.727	631.835.580	-	93.657.056	1.489.955.235
7	Kab. Tabalong	40.555.194	12.868.942	44.531.089	16.825.339	2.324.321.927	-	53.162.463	2.492.264.954
8	Kab. Tanah Laut	46.906.485	64.369.520	143.047.826	20.508.404	610.069.934	-	65.942.443	950.844.612
9	Kab. Tapin	37.645.552	22.120.347	22.027.862	849.764	655.521.728	-	39.537.151	777.702.404
10	Kota Banjarbaru	-	153.807.521	-	-	387.330.928	-	3.490.311	544.628.760
11	Kota Banjarmasin	-	1.047.810.326	-	-	391.828.364	-	-	1.439.638.690
12	Kab. Balangan	16.366.009	1.469.309	13.817.275	4.929.232	1.214.862.008	-	25.710.389	1.277.154.222
13	Kab. Tanah Bumbu	21.812.653	55.895.902	398.962.216	19.589.376	531.198.834	-	42.446.615	1.069.905.596
XX	Provinsi Kalimantan Timur	14.953.197	83.105.396	298.437.524	193.070.915	12.018.132.133	-	71.448.436	12.679.147.601
1	Kab. Berau	8.957.996	81.651.433	100.023.794	119.755.928	1.432.294.754	-	-	1.742.683.905
2	Kab. Bulungan	29.620.101	2.465.686	85.384.530	142.221.014	3.930.613.064	-	-	4.190.304.395
3	Kab. Kutai Kartanegara	96.380.048	85.658.979	569.221.653	170.066.870	20.762.477.183	-	179.632.868	21.863.437.601
4	Kab. Kutai Barat	43.363.396	705.636	88.277.423	237.956.897	1.722.867.744	-	35.523.960	2.128.695.056
5	Kab. Kutai Timur	9.622.013	47.015.632	508.356.102	172.848.484	5.419.000.063	-	113.243.025	6.270.085.319
6	Kab. Malinau	6.738.228	3.770.856	-	82.600.779	1.878.773.451	-	451.296	1.972.334.610
7	Kab. Nunukan	2.233.714	44.557.273	153.330.544	78.896.438	4.319.355.929	-	12.276.429	4.610.650.327
8	Kab. Pasir	41.272.773	49.496.382	329.406.393	51.808.993	1.455.479.247	-	15.019.844	1.942.483.632
9	Kota Balikpapan	-	-	-	-	1.909.823.164	-	-	1.909.823.164
10	Kota Bontang	-	671.413.664	-	-	3.781.242.991	-	-	4.452.656.655
11	Kota Samarinda	-	-	-	-	3.542.064.779	-	-	3.542.064.779
12	Kota Tarakan	-	134.710.384	-	-	4.661.785.434	-	-	4.796.495.818
13	Kab. Penajam Paser Utara	12.924.416	125.135.011	255.062.228	102.270.082	4.159.561.856	-	1.094.755	4.656.048.348
14	Kab. Tana Tidung	3.091.661	-	-	-	1.115.321.003	-	-	1.118.412.664
XXI	Provinsi Sulawesi Utara	21.853.975	153.650.476	7.631.850	2.469.642	1.490.969.359	139.631.175	74.569.499	1.890.775.976
1	Kab. Bolaang Mongondow	50.237.225	29.571.022	6.835.040	2.657.794	297.500.439	91.110.825	29.813.363	507.725.708
2	Kab. Minahasa	62.383.643	103.302.902	225.275	-	426.496.825	128.081.250	65.147.586	785.637.481
3	Kab. Sangihe	29.143.711	50.220.910	-	-	172.472.514	-	-	251.837.135
4	Kota Bitung	-	354.634.804	339.639	-	305.368.965	-	93.849	660.437.257



MENTERI KEUANGAN
REPUBLIK INDONESIA

- 13 -

NO	DAERAH	Biaya Pemungutan Pajak Bumi dan Bangunan Bagian Daerah							Jumlah
		Sektor Pedesaan	Sektor Perkotaan	Sektor Perkebunan	Sektor Perhutanan	Sektor Pertambangan			
						Migas	Panas Bumi	Non Migas Lainnya	
5	Kota Manado	-	1.372.660.384	-	-	260.857.456	5.337.900	-	1.638.855.740
6	Kab. Kepulauan Talaud	40.892.221	20.357.516	-	-	355.125.520	-	-	416.375.257
7	Kab. Minahasa Selatan	34.390.815	39.285.749	6.839.488	-	362.462.253	12.374.775	-	455.353.080
8	Kota Tomohon	-	103.378.450	-	-	423.143.606	47.686.725	25.363.131	599.571.912
9	Kab. Minahasa Utara	46.112.940	101.193.375	3.359.633	-	388.775.159	31.438.125	1.605.044	572.484.276
10	Kota Kotamobagu	-	89.385.400	-	-	262.346.616	6.925.500	-	358.657.516
11	Kab. Bolaang Mongondow Utara	31.160.949	5.409.571	1.606.106	1.944.408	318.036.479	-	-	358.157.513
12	Kab. Kep. Siau Tagulandang Biaro	20.325.013	13.971.764	-	-	231.312.552	-	-	265.609.329
13	Kab. Minahasa Tenggara	27.673.662	12.833.744	2.136.118	-	305.240.181	-	18.213	347.901.918
14	Kab. Bolaang Mongondow Timur	14.851.348	4.820.127	1.073.779	-	175.693.936	95.938.425	101.667.308	394.044.923
15	Kab. Bolaang Mongondow Selatan	14.346.058	3.731.417	480.469	1.571.902	188.075.571	-	-	208.205.417
	XXII Provinsi Gorontalo	11.059.264	10.901.647	17.454.909	12.735.714	658.083.721	-	1.571.939	711.807.194
1	Kab. Boalemo	36.931.252	14.420.834	24.153.617	23.332.535	365.977.396	-	-	464.815.634
2	Kab. Gorontalo	70.170.520	91.246.990	21.973.372	-	218.040.612	-	1.601.247	403.032.741
3	Kota Gorontalo	-	-	-	-	172.492.093	-	-	172.492.093
4	Kab. Pohuwato	42.267.233	20.324.474	4.862.827	3.588.600	408.487.398	-	758.651	480.289.183
5	Kab. Bone Bolango	23.429.009	18.534.260	-	-	489.430.959	-	2.224.352	533.618.580
6	Kab. Gorontalo Utara	15.209.479	18.998.153	1.374.909	4.918.150	319.822.703	-	131.567	360.454.961
	XXIII Provinsi Sulawesi Tengah	37.521.218	17.527.790	49.096.651	3.404.555	1.740.894.302	-	5.433.234	1.853.877.750
1	Kab. Banggai	67.390.264	96.888.922	6.617.889	7.532.646	780.955.524	-	1.124.352	960.509.597
2	Kab. Banggai Kepulauan	38.392.832	12.935.687	117.428	-	585.625.337	-	-	637.071.284
3	Kab. Buol	28.600.380	14.515.452	78.203.306	-	481.062.771	-	-	602.381.909
4	Kab. Tolitoli	42.869.538	63.680.690	738.181	-	466.075.078	-	-	573.363.487
5	Kab. Donggala	71.142.945	14.196.783	33.993.609	3.249.937	740.675.306	-	-	863.258.580
6	Kab. Morowali	60.437.893	7.856.069	76.397.214	-	1.307.266.920	-	20.608.587	1.472.566.683
7	Kab. Poso	69.106.945	31.510.134	-	-	730.215.228	-	-	830.832.307
8	Kota Palu	-	-	-	-	231.540.946	-	-	231.540.946
9	Kab. Parigi Moutong	147.841.232	12.606.103	223.485	-	637.277.654	-	-	797.948.474
10	Kab. Tojo Una Una	21.921.355	15.445.458	-	2.835.637	619.235.999	-	-	659.438.449



MENTERI KEUANGAN
REPUBLIK INDONESIA

- 14 -

NO	DAERAH	Biaya Pemungutan Pajak Bumi dan Bangunan Bagian Daerah							Jumlah
		Sektor Pedesaan	Sektor Perkotaan	Sektor Perkebunan	Sektor Perhutanan	Sektor Pertambangan			
						Migas	Non Migas		
						Panas Bumi	Non Migas Lainnya		
11	Kab. Sigi	51.928.160	11.182.282	95.486	-	383.646.443	-	-	446.852.371
XXIV	Provinsi Sulawesi Selatan	172.321.379	427.154.767	51.744.170	364.381	1.716.720.308	-	45.492.525	2.413.797.530
1	Kab. Bantaeng	45.495.587	39.938.249	-	-	624.435.515	-	-	709.869.351
2	Kab. Barru	61.463.201	66.302.981	39.441	-	569.824.693	-	-	697.630.316
3	Kab. Bone	408.824.483	207.014.812	134.129.524	-	936.961.177	-	2.048.547	1.688.978.543
4	Kab. Bulukumba	169.287.782	141.619.423	111.387.847	-	603.105.346	-	-	1.025.400.398
5	Kab. Enrekang	76.711.055	15.942.195	4.099.137	-	770.490.285	-	-	867.242.672
6	Kab. Gowa	156.556.302	193.083.744	13.534.415	3.279.429	708.909.368	-	-	1.075.363.258
7	Kab. Jeneponto	69.342.059	49.917.377	23.083.544	-	649.570.712	-	-	791.913.692
8	Kab. Luwu	192.527.919	19.779.290	1.653.259	-	508.454.236	-	-	722.414.704
9	Kab. Luwu Utara	178.556.918	19.344.418	13.027.277	-	905.522.912	-	-	1.116.451.525
10	Kab. Maros	142.143.174	242.985.592	-	-	488.780.230	-	54.480.253	928.389.249
11	Kab. Pangkajene Kepulauan	96.595.867	89.545.205	-	-	529.964.842	-	84.548.709	800.654.623
12	Kab. Pinrang	172.899.130	225.904.070	2.096.058	-	589.740.263	-	30.031	990.669.552
13	Kab. Kepulauan Selayar	25.739.289	41.101.208	-	-	532.518.168	-	-	599.358.665
14	Kab. Sidenreng Rappang	208.705.654	159.282.682	3.886.854	-	854.691.081	-	-	1.226.566.271
15	Kab. Sinjai	108.542.751	70.053.395	-	-	513.760.724	-	35.434	692.392.304
16	Kab. Soppeng	93.344.870	187.762.401	8.168.314	-	521.774.473	-	-	811.050.058
17	Kab. Takalar	111.170.245	42.020.354	78.100.842	-	490.976.886	-	-	722.268.327
18	Kab. Tana Toraja	60.397.676	25.612.522	5.295.165	-	363.710.283	-	-	455.015.646
19	Kab. Wajo	339.278.443	86.323.051	28.554.270	-	1.998.559.214	-	-	2.452.714.978
20	Kota Parepare	-	202.950.385	-	-	394.964.506	-	-	597.914.891
21	Kota Makassar	-	4.127.004.186	-	-	723.755.065	-	-	4.850.759.251
22	Kota Palopo	-	104.379.708	-	-	337.398.200	-	-	441.777.908
23	Kab. Luwu Timur	172.654.418	7.097.261	35.701.712	-	529.959.303	-	268.289.749	1.013.702.443
24	Kab. Toraja Utara	39.226.622	42.356.992	2.939.868	-	302.655.284	-	-	387.178.766
XXV	Provinsi Sulawesi Barat	14.024.730	13.141.401	18.856.355	1.841.111	385.537.268	-	-	433.400.865
1	Kab. Majene	9.137.457	30.761.156	-	-	829.180.369	-	-	869.078.982
2	Kab. Mamuju	87.794.846	42.515.497	13.136.428	23.546.598	1.012.160.910	-	-	1.179.154.279



MENTERI KEUANGAN
REPUBLIK INDONESIA

- 15 -

NO	DAERAH	Biaya Pemungutan Pajak Bumi dan Bangunan Bagian Daerah							Jumlah
		Sektor Pedesaan	Sektor Perkotaan	Sektor Perkebunan	Sektor Perhutanan	Sektor Pertambangan			
						Migas	Panas Bumi	Non Migas Lainnya	
3	Kab. Polewali Mandar	83.646.330	108.781.553	-	-	709.691.799	-	-	902.119.682
4	Kab. Mamasa	18.950.230	2.104.358	-	-	654.052.996	-	-	675.107.584
5	Kab. Mamuju Utara	38.891.546	12.958.454	219.425.292	387.848	1.035.823.879	-	-	1.307.487.019
XXVI	Provinsi Sulawesi Tenggara	31.928.999	31.255.978	3.296.738	3.268.372	725.338.858	-	20.466.680	815.555.625
1	Kab. Buton	24.822.943	14.662.730	-	-	748.811.429	-	14.900.290	803.197.392
2	Kab. Konawe	68.027.794	9.246.738	2.127.879	-	481.987.289	-	937.718	562.327.418
3	Kab. Kolaka	102.805.600	52.895.007	15.012.344	23.755.141	707.350.981	-	118.346.635	1.020.165.708
4	Kab. Muna	82.901.214	19.622.093	-	-	409.315.784	-	-	511.839.091
5	Kota Kendari	-	271.312.150	-	-	432.594.549	-	-	703.906.699
6	Kota Baubau	-	113.132.921	-	-	550.539.441	-	-	663.672.362
7	Kab. Konawe Selatan	95.087.123	4.764.359	488.049	-	700.580.473	-	35.643.642	836.563.646
8	Kab. Bombana	39.830.875	8.740.552	-	5.660.206	571.786.215	-	6.237.791	632.255.639
9	Kab. Wakatobi	7.711.719	6.628.813	-	-	500.278.658	-	-	514.619.190
10	Kab. Kolaka Utara	73.521.508	-	-	-	597.509.641	-	6.074.690	677.105.839
11	Kab. Konawe Utara	6.333.633	-	12.042.373	-	557.078.873	-	2.059.350	577.514.229
12	Kab. Buton Utara	6.167.409	3.172.973	-	-	270.216.386	-	-	279.556.768
XXVII	Provinsi Bali	56.068.339	854.641.307	4.097.335	-	484.410.535	17.815.950	9.187.403	1.426.220.869
1	Kab. Badung	-	6.139.021.400	-	-	185.349.970	4.635.000	2.911.199	6.331.917.569
2	Kab. Bangli	123.443.061	45.443.344	-	-	313.724.756	-	-	482.611.161
3	Kab. Buleleng	350.104.288	298.959.787	3.365.147	-	347.070.900	43.929.000	22.646.680	1.066.075.802
4	Kab. Gianyar	61.528.899	496.007.819	-	-	241.599.215	-	-	799.135.933
5	Kab. Jembrana	49.513.822	273.460.067	21.542.051	-	288.888.337	-	-	633.404.277
6	Kab. Karangasem	142.457.866	128.511.025	3.774.149	-	351.414.715	-	-	626.157.755
7	Kab. Klungkung	46.106.534	87.818.112	-	-	228.539.236	-	-	362.463.882
8	Kab. Tabanan	180.007.297	626.324.158	-	-	233.415.844	40.515.750	20.379.137	1.100.642.186
9	Kota Denpasar	-	4.724.073.891	-	-	232.049.700	-	-	4.956.123.591
XXVIII	Provinsi Nusa Tenggara Barat	51.385.926	108.019.292	208.021	-	841.733.044	-	62.808.139	1.064.154.422
1	Kab. Bima	51.441.894	18.786.646	-	-	468.918.518	-	-	539.147.058
2	Kab. Dompu	8.237.258	28.993.343	853.406	-	413.981.606	-	-	452.065.613



MENTERI KEUANGAN
REPUBLIK INDONESIA

- 16 -

NO	DAERAH	Biaya Pemungutan Pajak Bumi dan Bangunan Bagian Daerah							Jumlah
		Sektor Pedesaan	Sektor Perkotaan	Sektor Perkebunan	Sektor Perhutanan	Sektor Pertambangan			
						Migas	Panas Bumi	Non Migas Lainnya	
3	Kab. Lombok Barat	120.824.840	193.457.137	-	-	367.039.317	-	-	681.321.294
4	Kab. Lombok Tengah	223.691.673	238.283.134	602.744	-	602.293.534	-	-	1.064.871.085
5	Kab. Lombok Timur	168.120.850	165.720.381	-	-	610.874.977	-	-	944.716.208
6	Kab. Sumbawa	126.910.708	84.447.450	-	-	514.999.164	-	119.809.564	846.166.886
7	Kota Mataram	-	746.888.689	-	-	311.805.954	-	-	1.058.694.643
8	Kota Bima	-	71.021.049	-	-	378.003.369	-	-	449.024.418
9	Kab. Sumbawa Barat	47.210.393	43.671.785	-	-	314.195.319	-	194.231.133	599.308.630
10	Kab. Lombok Utara	127.123.138	29.019.765	-	-	226.553.459	-	-	382.696.362
XXIX	Provinsi Nusa Tenggara Timur	50.383.021	57.869.166	995.308	-	1.517.345.621	-	-	1.626.593.116
1	Kab. Alor	30.772.659	24.674.760	-	-	383.805.785	-	-	439.253.204
2	Kab. Belu	89.875.365	49.778.159	-	-	425.892.505	-	-	565.546.029
3	Kab. Ende	27.310.843	61.215.797	-	-	378.354.132	-	-	466.880.772
4	Kab. Flores Timur	39.642.759	30.697.389	2.015.946	-	469.627.631	-	-	541.983.725
5	Kab. Kupang	96.610.617	4.606.807	-	-	378.764.232	-	-	479.981.656
6	Kab. Lembata	25.232.207	9.502.843	-	-	336.837.650	-	-	371.572.700
7	Kab. Manggarai	37.626.552	37.336.836	-	-	297.448.992	-	-	372.412.380
8	Kab. Ngada	27.287.405	19.232.840	318.354	-	235.607.367	-	-	282.445.966
9	Kab. Sikka	45.912.995	87.921.550	2.406.199	-	374.389.809	-	-	510.630.553
10	Kab. Sumba Barat	19.029.621	14.650.067	357.636	-	221.885.591	-	-	255.922.915
11	Kab. Sumba Timur	40.841.895	43.416.557	1.869.024	-	573.727.155	-	-	659.854.631
12	Kab. Timor Tengah Selatan	109.502.229	34.423.322	-	-	551.906.836	-	-	695.832.387
13	Kab. Timor Tengah Utara	71.421.974	16.139.494	-	-	451.394.424	-	-	538.955.892
14	Kota Kupang	-	410.213.809	-	-	237.914.498	-	-	648.128.307
15	Kab. Rote Ndao	34.564.014	10.446.171	-	-	399.820.808	-	-	444.830.993
16	Kab. Manggarai Barat	20.356.271	3.686.401	-	-	383.907.961	-	-	407.950.633
17	Kab. Nagekeo	23.542.360	934.909	-	-	341.171.469	-	-	365.648.738
18	Kab. Sumba Barat Daya	50.701.212	3.162.432	-	-	375.219.860	-	-	429.083.504
19	Kab. Sumba Tengah	12.389.877	371.456	-	-	323.507.003	-	-	336.268.336
20	Kab. Manggarai Timur	40.868.554	5.388.579	-	-	307.196.142	-	-	353.453.275



MENTERI KEUANGAN
REPUBLIK INDONESIA

- 17 -

NO	DAERAH	Biaya Pemungutan Pajak Bumi dan Bangunan Bagian Daerah							Jumlah
		Sektor Pedesaan	Sektor Perkotaan	Sektor Perkebunan	Sektor Perhutanan	Sektor Pertambangan			
						Migas	Panas Bumi	Non Migas Lainnya	
									151.607.499
21	Kab. Sabu Raijua	13.021.942	237.312	-	-	138.348.245	-	-	2.615.799.333
XXX	Provinsi Maluku	6.797.065	27.561.842	11.119.916	13.928.922	2.555.009.621	-	1.381.967	644.774.407
1	Kab. Maluku Tenggara Barat	4.620.807	16.984.609	493.265	-	622.675.726	-	-	1.252.789.188
2	Kab. Maluku Tengah	21.137.765	54.478.684	19.657.889	29.721.483	1.127.793.367	-	-	651.893.570
3	Kab. Maluku Tenggara	9.264.725	13.795.014	769.123	-	628.064.708	-	-	497.302.002
4	Kab. Buru	6.430.312	21.465.435	888.081	1.714.111	462.658.160	-	4.145.903	819.044.940
5	Kota Ambon	-	376.496.220	8.823.072	-	433.725.648	-	-	679.260.052
6	Kab. Seram Bagian Barat	8.413.923	18.134.927	1.162.890	3.386.712	648.161.600	-	-	1.875.426.231
7	Kab. Seram Bagian Timur	8.733.013	4.950.745	487.579	-	1.861.254.894	-	-	789.478.026
8	Kab. Kepulauan Aru	11.099.167	9.816.572	522.748	-	768.039.539	-	-	278.885.602
9	Kota Tual	4.368.250	6.656.568	347.189	-	267.513.595	-	-	500.746.836
10	Kab. Maluku Barat Daya	4.069.260	896.233	105.117	-	495.676.226	-	-	352.024.734
11	Kab. Buru Selatan	2.456.547	-	102.791	-	349.465.396	-	-	853.217.319
XXXI	Provinsi Maluku Utara	10.893.971	20.000.073	221.288	7.355.255	786.442.360	-	28.304.372	948.306.900
1	Kab. Halmahera Tengah	8.943.895	7.536.293	-	-	923.937.038	-	7.889.674	868.902.956
2	Kab. Halmahera Barat	27.165.289	16.583.001	-	-	822.916.284	-	2.238.382	1.126.889.155
3	Kota Ternate	4.841.932	149.504.939	-	-	972.542.284	-	-	1.009.853.522
4	Kab. Halmahera Timur	20.363.753	3.949.374	-	16.115.211	838.740.482	-	130.684.702	743.611.327
5	Kota Tidore Kepulauan	13.763.172	28.734.784	-	-	701.113.371	-	-	916.177.300
6	Kab. Kepulauan Sula	22.825.600	27.883.643	4.081	14.524.951	816.270.957	-	34.668.068	1.193.318.421
7	Kab. Halmahera Selatan	39.736.606	15.594.643	14.551	30.635.562	1.106.285.746	-	1.051.313	692.800.175
8	Kab. Halmahera Utara	27.877.587	46.544.060	1.972.963	4.921.574	533.276.778	-	78.207.213	375.148.824
9	Kab. Pulau Morotai	8.580.156	3.670.365	-	-	362.898.303	-	-	7.315.108.236
XXXII	Provinsi Papua	19.948.078	128.689.154	36.005.325	121.169.137	6.655.504.914	-	353.791.628	583.040.259
1	Kab. Biak Numfor	6.281.487	138.626.189	3.468.939	-	428.180.782	-	6.482.862	1.126.962.947
2	Kab. Jayapura	31.932.138	67.238.952	20.303.230	73.610.621	927.473.646	-	6.404.360	687.808.637
3	Kab. Jayawijaya	580.367	26.686.818	793.076	-	648.640.386	-	11.107.990	1.358.751.000
4	Kab. Merauke	61.994.876	99.464.854	3.661.058	1.728.671	1.183.362.544	-	8.538.997	4.352.358.771
5	Kab. Mimika	25.393.706	2.382.506.983	53.867.358	25.030.438	941.226.194	-	924.334.092	



MENTERI KEUANGAN
REPUBLIK INDONESIA

- 18 -

NO	DAERAH	Biaya Pemungutan Pajak Bumi dan Bangunan Bagian Daerah							Jumlah
		Sektor Pedesaan	Sektor Perkotaan	Sektor Perkebunan	Sektor Perhutanan	Sektor Pertambangan			
						Migas	Panas Bumi	Non Migas Lainnya	
6	Kab. Nabire	10.392.941	30.759.298	878.403	-	663.030.384	-	10.715.509	715.776.535
7	Kab. Paniai	7.412.796	14.721.110	634.532	-	453.767.766	-	5.500.993	482.037.197
8	Kab. Puncak Jaya	14.270.632	4.135.855	309.923	-	651.867.025	-	-	670.583.435
9	Kab. Kepulauan Yapen	6.946.281	29.064.987	611.401	-	809.844.922	-	8.538.997	855.006.588
10	Kota Jayapura	4.642.308	494.680.624	11.061.181	-	260.166.488	-	-	770.550.601
11	Kab. Sarmi	12.284.738	-	452.758	22.755.359	841.684.103	-	5.697.359	882.874.317
12	Kab. Keerom	22.490.017	-	8.610.135	27.559.698	823.748.011	-	9.039.479	891.447.340
13	Kab. Yahukimo	27.942.605	-	564.417	-	984.650.715	-	8.869.218	1.022.026.955
14	Kab. Pegunungan Bintang	25.455.422	-	534.343	-	1.059.109.903	-	10.380.543	1.095.480.211
15	Kab. Tolikara	23.816.272	-	538.970	-	791.335.983	-	8.833.244	824.524.469
16	Kab. Boven Digoel	17.150.539	4.159.961	534.911	141.052.488	1.199.706.807	-	6.404.360	1.369.009.066
17	Kab. Mappi	4.940.487	945.443	122.427	1.478.201	1.209.887.966	-	6.404.360	1.223.778.884
18	Kab. Asmat	4.582.016	-	59.951	-	1.017.132.772	-	6.404.360	1.028.179.099
19	Kab. Waropen	13.302.954	6.314.583	450.010	6.817.795	1.221.651.003	-	4.269.723	1.252.806.068
20	Kab. Supiori	10.063.110	1.561.301	315.898	-	445.881.436	-	4.269.723	462.091.468
21	Kab. Mamberamo Raya	2.224.277	-	60.766	2.889.569	807.139.632	-	-	812.314.244
22	Kab. Mamberamo Tengah	136.018	-	5.557	-	226.664.328	-	-	226.805.903
23	Kab. Yalimo	60.123	-	2.456	-	230.626.095	-	-	230.688.674
24	Kab. Lanny Jaya	702.212	-	15.067	-	294.937.340	-	-	295.654.619
25	Kab. Nduga	65.379	-	2.671	-	263.706.861	-	-	263.774.911
26	Kab. Puncak	2.537.769	-	103.691	-	483.363.937	-	255.589	486.260.986
27	Kab. Dogiyai	876.010	2.154.680	26.690	-	398.818.772	-	7.387.248	409.263.400
28	Kab. Intan Jaya	-	-	-	-	409.179.703	-	1.535.870	410.715.573
29	Kab. Deiyai	639.848	-	26.143	-	289.729.225	-	-	290.395.216
XXXIII	Provinsi Papua Barat	-	-	7.329.341	18.175.471	2.967.175.303	-	7.753.377	3.000.433.492
1	Kab. Sorong	12.056.012	91.311.953	7.713.983	2.642.410	4.390.914.016	-	7.719.367	4.512.357.741
2	Kab. Manokwari	24.357.245	125.574.908	7.924.956	16.614.324	3.366.301.111	-	-	3.540.772.544
3	Kab. Fak Fak	7.878.778	59.814.241	2.042.715	-	1.896.033.358	-	7.685.232	1.973.454.324
4	Kota Sorong	-	401.446.895	9.705.977	-	1.361.889.846	-	6.622.927	1.779.665.645



MENTERI KEUANGAN
REPUBLIK INDONESIA


- 19 -

NO	DAERAH	Biaya Pemungutan Pajak Bumi dan Bangunan Bagian Daerah							Jumlah
		Sektor Pedesaan	Sektor Perkotaan	Sektor Perkebunan	Sektor Perhutanan	Sektor Pertambangan			
						Migas	Non Migas		
							Panas Bumi	Non Migas Lainnya	
5	Kab. Sorong Selatan	4.635.807	10.008.039	602.911	-	2.394.734.941	-	5.123.668	2.415.105.366
6	Kab. Raja Ampat	3.175.926	26.225.970	1.417.233	35.325.980	2.622.190.850	-	36.296.699	2.724.632.658
7	Kab. Teluk Bintuni	1.943.584	91.337.564	34.425.759	59.768.427	6.282.469.715	-	-	6.469.945.049
8	Kab. Teluk Wondama	1.587.985	24.998.340	376.571	-	1.029.894.538	-	-	1.056.857.434
9	Kab. Kaimana	4.367.937	65.756.609	1.638.124	26.508.758	1.509.883.098	-	6.332.500	1.614.487.026
10	Kab. Tambrauw	-	137.395	3.621	-	915.274.777	-	-	915.415.793
11	Kab. Maybrat	-	4.397.566	112.216	-	934.991.479	-	-	939.501.261
	Total	59.014.399.494	370.639.275.835	44.510.399.824	9.078.299.879	586.736.999.728	5.567.545.800	8.658.754.101	1.084.205.674.661

Salinan sesuai dengan aslinya
KEPALA BIRO UMUM

u.b.
KEPALA BAGIAN T.U. KEMENTERIAN

GIARTO
NIP. 195904201984021001



MENTERI KEUANGAN,

ttd,

AGUS D.W. MARTOWARDOJO