



MENTERI KEUANGAN  
REPUBLIK INDONESIA


LAMPIRAN III  
PERATURAN MENTERI KEUANGAN REPUBLIK INDONESIA  
NOMOR  
TENTANG  
ALOKASI SEMENTARA DANA BAGI HASIL PAJAK BUMI DAN  
BANGUNAN TAHUN ANGGARAN 2013

RINCIAN PERKIRAAN ALOKASI BIAYA PEMUNGUTAN PAJAK BUMI DAN BANGUNAN  
BAGIAN PROVINSI DAN KABUPATEN/KOTA TAHUN ANGGARAN 2013

(dalam rupiah)

No	Daerah	Biaya Pemungutan Pajak Bumi dan Bangunan Bagian Daerah							Jumlah
		Sektor Pedesaan	Sektor Perkotaan	Sektor Perkebunan	Sektor Perhutanan	Sektor Pertambangan			
						Migas	Non Migas		
						Panas Bumi	Non Migas Lainnya		
<b>I</b>	<b>Provinsi Aceh</b>	13.699.613	88.330.761	281.412.783	-	5.902.811.495	-	6.675.323	6.292.929.975
1	Kab. Aceh Barat	7.073.595	59.755.450	36.361.656	-	260.009.551	-	18.155.772	381.356.024
2	Kab. Aceh Besar	70.609.329	258.537.784	25.029	-	314.078.292	-	-	643.250.434
3	Kab. Aceh Selatan	5.678.806	4.858.529	13.582.917	-	356.036.098	-	-	380.156.350
4	Kab. Aceh Singkil	11.704.057	639.428	150.282.702	-	250.022.996	-	-	412.649.183
5	Kab. Aceh Tengah	10.052.699	59.503.071	273.267	-	348.623.478	-	-	418.452.515
6	Kab. Aceh Tenggara	8.123.656	763.493	-	-	327.143.058	-	-	336.030.207
7	Kab. Aceh Timur	12.429.032	34.073.215	192.237.786	-	1.968.533.037	-	-	2.207.273.070
8	Kab. Aceh Utara	20.958.946	532.241.030	90.225.846	-	6.924.037.831	-	-	7.567.463.653
9	Kab. Bireun	7.876.388	47.455.325	5.736.771	-	632.551.505	-	-	693.619.989
10	Kab. Pidie	31.256.198	56.076.400	-	-	302.663.698	-	653.216	390.649.512
11	Kab. Simeulue	4.317.184	4.987.395	13.724.640	-	296.473.368	-	-	319.502.587
12	Kota Banda Aceh	-	-	-	-	238.204.131	-	-	238.204.131
13	Kota Sabang	-	39.577.224	-	-	306.240.468	-	-	345.817.692
14	Kota Langsa	-	146.931.855	17.018.208	-	301.270.657	-	-	465.220.720
15	Kota Lhokseumawe	-	328.376.484	-	-	1.135.909.271	-	-	1.464.285.755
16	Kab. Nagan Raya	9.054.840	8.932.552	137.346.111	-	334.266.137	-	-	489.599.640
17	Kab. Aceh Jaya	2.509.966	1.199.419	10.927.305	-	339.316.677	-	-	353.953.367
18	Kab. Aceh Barat Daya	3.919.767	6.484.090	16.745.886	-	297.760.303	-	1.216.984	326.127.030
19	Kab. Gayo Lues	5.369.756	4.645.367	-	-	448.247.113	-	-	458.262.236
20	Kab. Aceh Tamiang	9.860.106	60.896.803	135.923.265	-	1.537.838.688	-	-	1.744.518.862

~ K



MENTERI KEUANGAN  
REPUBLIK INDONESIA

-2-

No	Daerah	Biaya Pemungutan Pajak Bumi dan Bangunan Bagian Daerah							Jumlah
		Sektor Pedesaan	Sektor Perkotaan	Sektor Perkebunan	Sektor Perhutanan	Sektor Pertambangan			
						Migas	Non Migas		
						Panas Bumi	Non Migas Lainnya		
21	Kab. Bener-Meriah	20.688.984	16.682.911	-	-	305.610.102	-	-	342.981.997
22	Kab. Pidie Jaya	10.622.768	5.337.818	-	-	261.397.917	-	-	277.358.503
23	Kota Subulussalam	8.186.749	329.051	23.826.960	-	222.200.124	-	-	254.542.884
<b>II</b>	<b>Provinsi Sumatera Utara</b>	34.919.908	170.417.897	660.087.801	9.984.190	844.459.311	21.216.566	-	1.741.085.673
1	Kab. Asahan	-	-	1.699.362.842	-	428.222.070	-	-	2.127.584.912
2	Kab. Dairi	29.261.565	128.891.203	3.327.044	2.715.574	430.098.224	-	-	594.293.610
3	Kab. Deli Serdang	-	-	622.035.208	-	1.004.066.698	-	-	1.626.101.906
4	Kab. Tanah Karo	62.027.976	457.763.696	5.668.684	-	298.495.198	224.132.481	-	1.048.088.035
5	Kab. Labuhan Batu	61.146.145	430.936.498	853.971.298	-	584.312.511	-	-	1.930.366.452
6	Kab. Langkat	150.184.082	697.253.184	1.735.975.686	-	3.655.677.663	-	-	6.239.090.615
7	Kab. Mandailing Natal	29.200.287	29.726.984	482.849.314	6.008.790	521.405.796	-	-	1.069.191.171
8	Kab. Nias	3.357.159	3.227.870	-	-	145.896.829	-	-	152.481.858
9	Kab. Simalungun	-	-	1.684.441.724	12.036.613	499.723.957	-	-	2.196.202.294
10	Kab. Tapanuli Selatan	21.958.266	9.866.051	225.886.177	14.524.038	394.807.719	129.866.912	-	796.909.163
11	Kab. Tapanuli Tengah	68.461.131	30.319.093	80.024.545	-	420.122.618	-	-	598.927.387
12	Kab. Tapanuli Utara	32.314.134	39.488.543	-	21.921.977	426.268.183	49.115.396	-	569.108.233
13	Kab. Toba Samosir	34.647.550	57.530.646	3.560.801	9.762.043	281.801.007	-	-	387.302.047
14	Kota Binjai	-	-	34.471.787	-	699.825.032	-	-	734.296.819
15	Kota Medan	-	-	-	-	874.111.330	-	-	874.111.330
16	Kota Pematang Siantar	-	-	1.915.576	-	176.780.253	-	-	178.695.829
17	Kota Sibolga	-	-	-	-	294.509.730	-	-	294.509.730
18	Kota Tanjung Balai	-	236.982.412	-	-	228.008.455	-	-	464.990.867
19	Kota Tebing Tinggi	-	579.740.345	-	-	258.012.606	-	-	837.752.951
20	Kota Padang Sidempuan	-	262.532.224	9.921.351	-	384.338.285	-	-	656.791.860
21	Kab. Pakpak Bharat	3.641.896	10.011.210	15.403.816	1.233.328	411.359.302	-	-	441.649.552
22	Kab. Nias Selatan	6.475.969	46.280.342	-	43.767.377	405.370.753	-	-	501.894.441

WKS




MENTERI KEUANGAN  
REPUBLIK INDONESIA

- 3 -

No	Daerah	Biaya Pemungutan Pajak Bumi dan Bangunan Bagian Daerah							Jumlah
		Sektor Pedesaan	Sektor Perkotaan	Sektor Perkebunan	Sektor Perhutanan	Sektor Pertambangan			
						Migas	Panas Bumi	Non Migas Lainnya	
		23.019.218	2.256.887	-	23.541.758	491.011.391	-	-	539.829.254
23	Kab. Humbang Hasundutan	-	-	1.170.505.602	-	432.170.772	-	-	1.602.676.374
24	Kab. Serdang Bedagai	-	-	-	14.928.714	257.440.027	-	-	298.365.268
25	Kab. Samosir	10.942.606	15.053.921	-	-	251.348.169	-	-	595.711.765
26	Kab. Batubara	-	-	344.363.596	-	251.348.169	-	-	1.072.847.363
27	Kab. Padang Lawas Utara	14.398.548	8.921.213	668.391.359	5.122.441	376.013.802	-	-	830.539.413
28	Kab. Padang Lawas	39.920.373	8.322.256	364.714.853	34.137.063	383.444.868	-	-	2.231.558.470
29	Kab. Labuhan Batu Selatan	67.132.118	103.664.044	1.730.554.918	-	330.207.390	-	-	1.156.034.843
30	Kab. Labuhan Batu Utara	-	-	804.322.234	-	351.712.609	-	-	142.268.412
31	Kab. Nias Utara	3.189.499	2.832.693	-	-	136.246.220	-	-	115.277.509
32	Kab. Nias Barat	2.199.891	1.059.185	-	-	112.018.433	-	-	175.179.084
33	Kota Gunungsitoli	-	75.279.750	-	-	99.899.334	-	-	2.700.954.275
<b>III</b>	<b>Provinsi Sumatera Barat</b>	26.819.156	288.710.742	278.606.520	3.494.177	2.089.531.184	-	13.792.496	436.658.931
1	Kab. Limapuluh Kota	37.756.056	93.152.128	9.124.299	-	296.626.448	-	-	489.355.253
2	Kab. Agam	61.082.932	107.824.462	76.802.607	-	243.645.252	-	-	297.067.874
3	Kab. Kepulauan Mentawai	13.125.612	5.100.793	-	-	278.841.469	-	-	548.992.667
4	Kab. Padang Pariaman	94.608.986	247.354.890	-	-	207.028.791	-	-	342.791.828
5	Kab. Pasaman	26.492.460	49.068.807	91.503	-	267.139.058	-	-	603.682.977
6	Kab. Pesisir Selatan	40.839.723	67.501.795	144.753.696	-	350.587.763	-	-	412.437.692
7	Kab. Sijunjung	29.851.135	83.345.681	27.540.810	-	271.700.066	-	-	451.067.065
8	Kab. Solok	43.485.704	133.783.008	-	-	273.798.353	-	-	204.010.654
9	Kab. Tanah Datar	-	-	370.683	-	203.639.971	-	-	460.212.516
10	Kota Bukit Tinggi	-	373.589.442	-	-	86.623.074	-	-	251.166.821
11	Kota Padang Panjang	-	91.479.024	-	-	159.687.797	-	-	240.584.921
12	Kota Padang	-	-	-	-	218.208.575	-	22.376.346	367.243.243
13	Kota Payakumbuh	-	257.134.093	-	-	110.109.150	-	-	262.477.780
14	Kota Sawahlunto	-	115.505.357	-	-	141.763.776	-	5.208.647	

1/15



MENTERI KEUANGAN  
REPUBLIK INDONESIA

-4-

No	Daerah	Biaya Pemungutan Pajak Bumi dan Bangunan Bagian Daerah							Jumlah
		Sektor Pedesaan	Sektor Perkotaan	Sektor Perkebunan	Sektor Perhutanan	Sektor Pertambangan			
						Migas	Panas Bumi	Non Migas Lainnya	
15	Kota Solok	-	131.489.972	-	-	152.094.970	-	-	283.584.942
16	Kota Pariaman	-	94.943.458	-	-	207.790.688	-	-	302.734.146
17	Kab. Pasaman Barat	53.613.938	29.659.609	216.673.029	-	271.388.758	-	-	571.335.334
18	Kab. Dharmasraya	39.067.046	97.141.773	186.658.641	2.141.118	195.999.135	-	-	521.007.713
19	Kab. Solok Selatan	16.002.149	42.900.956	173.804.292	2.517.786	242.389.283	-	-	477.614.466
<b>IV</b>	<b>Provinsi Riau</b>	2.587.241	48.430.654	1.315.101.660	285.084.623	11.335.611.415	-	1.985.727	12.988.801.320
1	Kab. Bengkalis	9.823.239	525.018.597	253.526.256	119.777.313	11.723.577.756	-	-	12.631.723.161
2	Kab. Indragiri Hilir	34.686.159	346.714.286	571.373.913	126.284.760	932.940.757	-	1.363.660	2.013.363.535
3	Kab. Indragiri Hulu	-	-	437.396.774	16.948.738	2.412.649.531	-	-	2.870.064.229
4	Kab. Kampar	-	-	988.716.787	111.362.504	4.333.758.545	-	-	5.433.837.836
5	Kab. Kuantan Singingi	-	-	277.020.691	74.806.678	587.815.638	-	-	943.006.247
6	Kab. Pelalawan	-	-	825.590.160	353.727.838	3.141.624.880	-	-	4.320.942.878
7	Kab. Rokan Hilir	-	-	461.681.193	49.025.088	7.819.069.923	-	-	8.329.776.204
8	Kab. Rokan Hulu	-	-	914.503.046	7.284.916	2.407.208.316	-	146.824	3.329.143.102
9	Kab. Siak	-	-	475.287.580	242.691.825	8.333.030.860	-	-	9.051.010.265
10	Kota Dumai	-	-	-	13.481.168	607.472.888	-	-	620.954.056
11	Kota Pekanbaru	-	-	21.710.966	-	962.719.923	-	-	984.430.889
12	Kab. Kepulauan Meranti	4.648.214	48.449.563	33.599.289	24.947.672	2.080.576.659	-	-	2.192.221.397
<b>V</b>	<b>Provinsi Kepulauan Riau</b>	44.172.851	496.212.317	14.705.481	-	3.350.438.116	-	74.951.909	3.980.480.674
1	Kab. Bintan	141.734.084	1.448.809.967	51.855.609	-	1.133.280.169	-	-	2.830.218.095
2	Kab. Natuna	15.947.032	14.753.270	-	-	5.993.870.238	-	-	6.024.570.540
3	Kab. Karimun	10.470.996	488.536.424	6.966.316	-	976.250.454	-	234.963.550	1.717.187.740
4	Kota Batam	-	-	-	-	1.425.393.356	-	-	1.425.393.356
5	Kota Tanjung Pinang	-	-	-	-	835.100.655	-	-	835.100.655
6	Kab. Lingga	8.402.427	27.491.034	-	-	945.758.108	-	10.305.827	991.957.396
7	Kab. Kepulauan Anambas	136.870	5.258.583	-	-	2.092.099.495	-	-	2.097.494.948

1/10



MENTERI KEUANGAN  
REPUBLIK INDONESIA

-5-

No	Daerah	Biaya Pemungutan Pajak Bumi dan Bangunan Bagian Daerah							Jumlah
		Sektor Pedesaan	Sektor Perkotaan	Sektor Perkebunan	Sektor Perhutanan	Sektor Pertambangan			
						Migas	Non Migas		
							Panas Bumi	Non Migas Lainnya	
<b>VI</b>	<b>Provinsi Jambi</b>	16.962.865	147.962.903	397.405.284	76.648.607	7.301.640.328	9.835.093	11.412.171	7.961.867.251
1	Kab. Batanghari	-	-	135.902.667	46.625.496	3.842.535.602	-	-	4.025.063.765
2	Kab. Bungo	38.682.005	156.279.575	98.845.916	-	410.046.618	-	12.442.526	716.296.640
3	Kab. Kerinci	8.633.498	18.002.967	21.854.221	-	253.052.427	12.464.437	-	314.007.550
4	Kab. Merangin	-	-	9.282.596	-	742.705.816	-	7.992.732	759.981.144
5	Kab. Muaro Jambi	-	-	245.318.623	10.206.724	3.190.782.289	-	-	3.446.307.636
6	Kab. Sarolangun	21.705.772	74.514.406	118.394.211	2.315.250	1.748.852.101	-	6.193.144	1.971.974.884
7	Kab. Tanjung Jabung Barat	110.351.802	147.316.605	149.713.704	68.833.661	2.347.678.791	-	-	2.823.894.563
8	Kab. Tanjung Jabung Timur	38.004.641	39.534.088	29.230.639	41.235.682	2.380.368.308	-	-	2.528.373.358
9	Kab. Tebo	46.696.196	39.992.123	118.736.427	9.629.940	1.077.479.988	-	-	1.292.534.674
10	Kota Jambi	-	1.817.422.925	-	-	932.590.098	-	-	2.750.013.023
11	Kota Sungai Penuh	1.677.670	25.022.847	-	-	111.068.736	10.484.116	-	148.253.369
<b>VII</b>	<b>Provinsi Sumatera Selatan</b>	61.173.371	137.535.761	556.057.254	104.118.869	9.158.517.352	3.746.365	290.710.151	10.311.859.123
1	Kab. Lahat	40.037.715	107.829.277	84.613.651	-	2.116.386.412	-	558.536.348	2.907.403.403
2	Kab. Musi Banyuasin	-	-	551.575.699	101.250.690	15.763.263.001	-	52.179.194	16.468.268.584
3	Kab. Musi Rawas	73.829.805	87.763.920	432.801.734	40.422.343	6.311.133.021	2.728.656	14.295.079	6.962.974.558
4	Kab. Muara Enim	55.489.487	600.541.658	273.365.827	60.176.927	8.725.575.686	16.003.171	800.420.398	10.531.573.154
5	Kab. Ogan Komering Ilir	114.026.401	31.682.741	325.776.441	157.007.218	1.029.153.694	-	-	1.657.646.495
6	Kab. Ogan Komering Ulu	57.957.085	284.226.685	65.040.422	2.682.603	1.987.425.905	-	19.350.334	2.416.683.034
7	Kota Palembang	-	-	-	-	532.919.457	-	-	532.919.457
8	Kota Pagar Alam	-	114.878.342	15.893.395	-	488.953.650	-	-	619.725.387
9	Kota Lubuk Linggau	-	309.973.917	-	-	413.615.466	-	-	723.589.383
10	Kota Prabumulih	-	308.720.187	-	-	1.175.805.634	-	-	1.484.525.821
11	Kab. Banyuasin	153.853.809	102.139.855	306.951.638	17.493.795	4.095.546.449	-	272.334	4.676.257.880
12	Kab. Ogan Ilir	27.658.891	15.776.650	108.176.918	-	1.636.670.529	-	-	1.788.282.988
13	Kab. Ogan Komering Ulu Timur	97.227.687	60.376.747	60.033.312	2.735.617	549.090.226	-	6.402.613	775.866.202

WAS



MENTERI KEUANGAN  
REPUBLIK INDONESIA

-6-

No	Daerah	Biaya Pemungutan Pajak Bumi dan Bangunan Bagian Daerah							Jumlah
		Sektor Pedesaan	Sektor Perkotaan	Sektor Perkebunan	Sektor Perhutanan	Sektor Pertambangan			
						Migas	Panas Bumi	Non Migas Lainnya	
14	Kab. Ogan Komering Ulu Selatan	24.079.620	18.854.256	-	-	510.166.588	-	2.094.484	555.194.948
15	Kab. Empat Lawang	28.746.649	20.272.287	-	-	456.881.074	-	-	505.900.010
<b>VIII</b>	<b>Provinsi Bangka Belitung</b>	13.963.540	52.118.457	177.291.171	-	592.372.731	-	87.704.307	923.450.206
1	Kab. Bangka	69.384.035	198.117.486	122.620.118	-	475.293.182	-	95.691.172	961.105.993
2	Kab. Belitung	29.100.971	285.044.873	145.305.734	-	404.939.521	-	19.117.633	883.508.732
3	Kota Pangkal Pinang	-	-	-	-	386.012.246	-	-	386.012.246
4	Kab. Bangka Selatan	23.909.730	48.931.967	36.887.760	-	462.720.563	-	84.783.939	657.233.959
5	Kab. Bangka Tengah	17.411.866	181.689.037	40.426.012	-	426.800.373	-	59.174.488	725.501.776
6	Kab. Bangka Barat	13.792.377	67.993.521	196.578.172	-	410.978.075	-	141.413.926	830.756.071
7	Kab. Belitung Timur	-	-	167.346.892	-	395.119.708	-	38.340.393	600.806.993
<b>IX</b>	<b>Provinsi Bengkulu</b>	7.433.068	54.761.450	120.009.878	42.751	814.833.211	65.637.920	4.228.641	1.066.946.919
1	Kab. Bengkulu Selatan	14.275.161	58.909.968	267.753	-	271.396.771	-	-	344.849.653
2	Kab. Bengkulu Utara	-	-	169.216.992	-	334.775.369	105.325.105	6.225.219	615.542.685
3	Kab. Rejang Lebong	13.943.006	141.092.485	1.850.025	-	294.545.560	36.429.670	-	487.860.746
4	Kota Bengkulu	-	719.116.354	-	-	252.073.678	-	-	971.190.032
5	Kab. Kaur	12.977.398	2.125.377	8.812	-	398.377.065	-	-	413.488.652
6	Kab. Seluma	18.687.620	2.484.640	60.578.697	206.633	370.224.796	-	-	452.182.386
7	Kab. Mukomuko	-	-	201.765.916	-	422.553.559	-	-	624.319.475
8	Kab. Lebong	7.096.795	38.126.512	1.230.883	-	388.413.945	120.796.911	10.327.540	565.992.586
9	Kab. Kepahiang	9.611.148	69.075.070	-	-	337.670.368	-	-	416.356.586
10	Kab. Bengkulu Tengah	27.471.860	9.537.213	45.120.441	-	189.301.744	-	361.810	271.793.068
<b>X</b>	<b>Provinsi Lampung</b>	36.154.026	83.309.761	400.294.371	1.817.543	1.973.154.797	25.903.653	1.790.775	2.522.424.926
1	Kab. Lampung Barat	37.634.325	77.355.349	9.278.236	-	503.814.743	-	-	628.082.653
2	Kab. Lampung Selatan	138.970.151	105.626.630	173.451.456	-	449.425.032	-	23.627	867.496.896
3	Kab. Lampung Tengah	-	-	622.915.142	-	951.357.910	-	-	1.574.273.052
4	Kab. Lampung Utara	50.594.138	167.953.100	143.851.075	-	524.885.879	-	-	887.284.192

WAS




MENTERI KEUANGAN  
REPUBLIK INDONESIA

- 7 -

No	Daerah	Biaya Pemungutan Pajak Bumi dan Bangunan Bagian Daerah							Jumlah
		Sektor Pedesaan	Sektor Perkotaan	Sektor Perkebunan	Sektor Perhutanan	Sektor Pertambangan			
						Migas	Non Migas		
						Panas Bumi	Non Migas Lainnya		
		162.341.611	552.216.410	13.691.289	-	1.975.293.580	-	-	2.703.542.890
5	Kab. Lampung Timur	80.676.847	61.715.674	12.522.009	-	335.230.810	103.614.615	7.128.257	600.888.212
6	Kab. Tanggamus	18.867.838	214.686.440	227.779.200	-	884.642.069	-	-	1.345.975.547
7	Kab. Tulang Bawang	-	-	125.116.214	7.270.174	603.737.715	-	-	736.124.103
8	Kab. Way Kanan	-	-	-	-	346.496.649	-	-	346.496.649
9	Kota Bandar Lampung	-	-	-	-	358.017.387	-	-	358.017.387
10	Kota Metro	-	-	-	-	241.826.388	-	11.223	367.429.141
11	Kab. Pesawaran	39.408.560	31.877.258	54.305.712	-	191.996.654	-	-	290.527.837
12	Kab. Pringsewu	29.340.550	69.190.633	-	-	219.943.060	-	-	480.858.979
13	Kab. Mesuji	21.108.863	54.107.306	185.699.750	-	305.951.333	-	-	338.518.747
14	Kab. Tulang Bawang Barat	-	-	32.567.414	-	5.896.736.773	-	-	5.896.736.773
<b>XI</b>	<b>Provinsi DKI Jakarta</b>	-	-	-	-	-	-	-	-
<b>XII</b>	<b>Provinsi Jawa Barat</b>	250.508.274	476.521.909	107.380.798	20.603.613	1.520.291.383	164.863.327	-	2.540.169.304
1	Kab. Bandung	-	-	397.656.635	1.514.414	591.213.384	1.262.750.081	-	2.253.134.514
2	Kab. Bekasi	-	-	-	-	2.897.579.612	-	-	2.897.579.612
3	Kab. Bogor	-	-	169.484.837	-	1.371.302.505	340.338.883	-	1.881.126.225
4	Kab. Ciamis	652.655.148	552.816.634	46.951.196	44.106.427	910.136.347	2.476.251	-	2.209.142.003
5	Kab. Cianjur	386.349.391	2.827.802.956	142.782.606	23.962.832	941.645.355	-	-	4.322.543.140
6	Kab. Cirebon	754.554.904	1.613.967.579	-	6.605.225	891.768.644	-	-	3.266.896.352
7	Kab. Garut	365.990.381	1.100.219.588	258.924.574	7.900.529	849.898.680	820.986.307	-	3.403.920.059
8	Kab. Indramayu	522.588.592	2.222.158.960	79.579.911	48.425.323	3.765.334.210	-	-	6.638.086.996
9	Kab. Karawang	-	-	-	27.022.334	3.875.595.128	-	-	3.902.617.462
10	Kab. Kuningan	353.094.653	676.294.013	4.725.345	21.081.025	598.144.967	-	-	1.653.340.003
11	Kab. Majalengka	-	-	66.028.469	13.655.645	1.478.837.039	8.165.036	-	1.566.686.189
12	Kab. Purwakarta	331.566.764	4.354.494.028	35.919.268	28.626.913	531.892.972	-	-	5.282.499.945
13	Kab. Subang	505.007.896	1.647.656.377	314.270.400	23.447.703	3.957.686.693	-	-	6.448.069.069
14	Kab. Sukabumi	-	-	337.921.684	63.887.600	858.670.029	617.910.415	-	1.878.389.728

Wes



MENTERI KEUANGAN  
REPUBLIK INDONESIA

- 8 -

No	Daerah	Biaya Pemungutan Pajak Bumi dan Bangunan Bagian Daerah							Jumlah
		Sektor Pedesaan	Sektor Perkotaan	Sektor Perkebunan	Sektor Perhutanan	Sektor Pertambangan			
						Migas	Panas Bumi	Non Migas Lainnya	
15	Kab. Sumedang	297.950.579	2.246.898.875	-	26.876.510	548.291.455	6.565.374	-	3.126.582.793
16	Kab. Tasikmalaya	589.898.991	273.076.739	80.731.733	34.017.961	747.229.372	73.210.947	-	1.798.165.743
17	Kota Bandung	-	-	-	-	645.128.780	-	-	645.128.780
18	Kota Bekasi	-	-	-	-	678.365.541	-	-	678.365.541
19	Kota Bogor	-	-	-	-	343.820.414	-	-	343.820.414
20	Kota Cirebon	-	-	-	-	284.907.382	-	-	284.907.382
21	Kota Depok	-	-	-	-	509.362.504	-	-	509.362.504
22	Kota Sukabumi	-	1.068.968.862	-	-	184.646.083	-	-	1.253.614.945
23	Kota Cimahi	-	-	-	-	215.157.703	-	-	215.157.703
24	Kota Tasikmalaya	-	-	-	636.025	275.738.538	-	-	276.374.563
25	Kota Banjar	-	-	6.562.022	2.545.420	563.749.798	-	-	572.857.240
26	Kab. Bandung Barat	-	-	98.696.617	17.156.870	369.433.378	-	-	485.286.865
<b>XIII</b>	<b>Provinsi Banten</b>	158.732.449	5.238.684.679	42.109.933	10.904.908	1.015.932.051	-	6.000.343	6.472.364.363
1	Kab. Lebak	167.907.926	296.240.336	122.923.612	18.595.105	965.850.031	-	2.777.889	1.574.294.899
2	Kab. Pandeglang	-	-	40.281.235	21.827.332	809.252.850	-	21.223.484	892.584.901
3	Kab. Serang	576.747.395	2.564.165.084	5.234.889	3.197.199	477.826.298	-	-	3.627.170.865
4	Kab. Tangerang	1.797.164.305	18.448.389.386	-	-	738.251.608	-	-	20.983.805.299
5	Kota Cilegon	-	8.554.943.059	-	-	197.321.817	-	-	8.752.264.876
6	Kota Tangerang	-	31.634.051.998	-	-	456.891.385	-	-	32.090.943.383
7	Kota Serang	-	1.659.271.460	-	-	177.033.758	-	-	1.836.305.218
8	Kota Tangerang Selatan	-	20.773.354.977	-	-	241.300.471	-	-	21.014.655.448
<b>XIV</b>	<b>Provinsi Jawa Tengah</b>	209.237.307	515.833.676	203.978.981	331.633.009	3.927.697.880	14.828.543	8.978.017	5.212.187.413
1	Kab. Banjarnegara	355.711.169	1.165.784.717	88.581	30.427.261	357.117.466	33.789.347	-	1.942.918.541
2	Kab. Banyumas	-	-	28.863.473	60.592.442	763.239.003	-	17.626.447	870.321.365
3	Kab. Batang	-	-	143.510.537	34.790.439	317.398.217	-	-	495.699.193
4	Kab. Blora	207.419.240	280.647.025	-	212.881.536	1.258.856.399	-	-	1.959.804.200

VAS







MENTERI KEUANGAN  
REPUBLIK INDONESIA

- 10 -

No	Daerah	Biaya Pemungutan Pajak Bumi dan Bangunan Bagian Daerah							Jumlah
		Sektor Pedesaan	Sektor Perkotaan	Sektor Perkebunan	Sektor Perhutanan	Sektor Pertambangan			
						Migas	Non Migas		
						Panas Bumi	Non Migas Lainnya		
31	Kota Pekalongan	-	-	-	626.774	181.728.261	-	-	182.355.035
32	Kota Salatiga	-	959.930.676	1.067.863	258.879	109.285.073	-	-	1.070.542.491
33	Kota Semarang	-	-	-	23.365.767	471.323.141	-	-	494.688.908
34	Kota Surakarta	-	-	-	-	180.277.975	-	-	180.277.975
35	Kota Tegal	-	-	-	-	125.057.350	-	-	125.057.350
<b>XV</b>	<b>Provinsi DI Yogyakarta</b>	28.794.941	57.071.380	-	-	341.795.706	-	204.479	427.866.506
1	Kab. Bantul	-	-	-	-	312.995.684	-	-	312.995.684
2	Kab. Gunung Kidul	263.186.285	374.987.924	-	-	337.088.829	-	817.916	976.080.954
3	Kab. Kulon Progo	196.989.487	539.368.462	-	-	203.812.311	-	-	940.170.260
4	Kab. Sleman	-	-	-	-	359.568.743	-	-	359.568.743
5	Kota Yogyakarta	-	-	-	-	153.717.265	-	-	153.717.265
<b>XVI</b>	<b>Provinsi Jawa Timur</b>	416.843.367	874.836.671	233.298.853	239.636.972	6.182.566.640	19.875.910	141.670	7.967.200.083
1	Kab. Bangkalan	74.038.910	228.332.659	-	-	1.775.665.208	-	-	2.078.036.777
2	Kab. Banyuwangi	-	-	411.700.495	133.705.728	681.886.991	-	-	1.227.293.214
3	Kab. Blitar	452.036.999	822.088.342	63.274.900	26.722.791	460.175.857	-	-	1.824.298.889
4	Kab. Bojonegoro	-	-	-	168.077.511	4.121.986.495	-	-	4.290.064.006
5	Kab. Bondowoso	176.662.935	310.059.771	60.266.619	38.940.858	323.580.510	-	-	909.510.693
6	Kab. Gresik	-	-	-	-	1.675.386.669	-	376.506	1.675.763.175
7	Kab. Jember	-	-	348.966.166	37.569.285	706.677.290	99.379.551	-	1.192.592.292
8	Kab. Jombang	520.889.013	1.090.060.506	919.926	54.779.220	774.961.023	-	62.657	2.441.672.345
9	Kab. Kediri	-	-	243.107.959	28.891.944	572.382.304	-	-	844.382.207
10	Kab. Lamongan	644.191.058	521.247.694	-	57.611.682	1.011.511.092	-	-	2.234.561.526
11	Kab. Lumajang	227.452.450	522.508.336	155.788.542	22.425.039	436.593.502	-	-	1.364.767.869
12	Kab. Madiun	369.062.290	359.667.219	9.247.581	89.690.382	341.119.831	-	-	1.168.787.303
13	Kab. Magetan	423.632.152	180.197.679	8.525.821	7.099.245	305.536.933	-	-	924.991.830
14	Kab. Malang	1.321.539.548	2.463.297.027	179.745.772	114.280.173	703.554.417	-	-	4.782.416.937



MENTERI KEUANGAN  
REPUBLIK INDONESIA

- 11 -


No	Daerah	Biaya Pemungutan Pajak Bumi dan Bangunan Bagian Daerah							Jumlah
		Sektor Pedesaan	Sektor Perkotaan	Sektor Perkebunan	Sektor Perhutanan	Sektor Pertambangan			
						Migas	Non Migas		
						Panas Bumi	Non Migas Lainnya		
				1.798.114	26.881.713	968.205.105	-	-	996.884.932
15	Kab. Mojokerto	-	-	5.687.892	79.612.605	535.441.913	-	-	1.753.847.584
16	Kab. Nganjuk	608.981.325	524.123.849	31.906.854	101.809.521	443.032.725	-	-	1.289.045.563
17	Kab. Ngawi	459.201.986	253.094.477	-	5.132.214	367.081.031	-	245.756	864.341.866
18	Kab. Pacitan	230.477.606	261.405.259	-	30.733.398	907.554.620	-	-	1.210.482.063
19	Kab. Pamekasan	92.813.866	179.380.179	-	-	870.952.006	-	-	912.062.341
20	Kab. Pasuruan	-	-	41.110.335	-	520.801.765	-	23.437	597.419.886
21	Kab. Ponorogo	-	-	388.426	76.206.258	770.242.436	-	-	1.786.727.422
22	Kab. Probolinggo	290.641.155	671.637.151	17.268.331	36.938.349	1.243.489.006	-	-	1.487.426.527
23	Kab. Sampang	91.867.114	152.070.407	-	-	1.701.157.576	-	-	1.707.221.357
24	Kab. Sidoarjo	-	-	6.063.781	-	498.287.342	-	-	902.641.465
25	Kab. Situbondo	89.681.217	231.027.415	34.388.581	49.256.910	3.438.056.344	-	-	3.738.979.289
26	Kab. Sumenep	123.410.845	177.512.100	-	-	389.091.083	-	-	1.233.004.003
27	Kab. Trenggalek	321.789.640	461.747.910	1.763.338	58.612.032	1.532.948.122	-	-	1.668.453.697
28	Kab. Tuban	-	-	-	135.505.575	390.520.357	-	-	2.554.762.843
29	Kab. Tulungagung	567.967.284	1.544.662.862	11.172.577	40.439.763	135.576.794	-	-	1.072.632.281
30	Kota Blitar	-	936.832.494	-	222.993	135.132.711	-	-	137.551.209
31	Kota Kediri	-	-	-	2.418.498	137.808.370	-	-	1.369.405.211
32	Kota Madiun	-	1.231.596.841	-	-	268.322.392	-	-	268.322.392
33	Kota Malang	-	-	-	-	185.766.173	-	-	185.766.173
34	Kota Mojokerto	-	-	-	-	192.390.530	-	-	192.390.530
35	Kota Pasuruan	-	-	-	-	387.326.614	-	-	387.326.614
36	Kota Probolinggo	-	-	-	-	769.535.730	-	-	769.535.730
37	Kota Surabaya	-	-	-	14.258.187	233.094.398	-	-	247.352.585
38	Kota Batu	-	-	-	54.148.738	1.479.152.251	-	76.853.448	1.969.866.904
<b>XVII</b>	<b>Provinsi Kalimantan Barat</b>	15.384.080	75.272.176	269.056.211	-	464.155.626	-	1.417.322	550.701.159
1	Kab. Bengkayang	12.604.402	25.674.300	46.849.509	-	-	-	-	-



MENTERI KEUANGAN  
REPUBLIK INDONESIA

- 12 -

No	Daerah	Biaya Pemungutan Pajak Bumi dan Bangunan Bagian Daerah							Jumlah
		Sektor Pedesaan	Sektor Perkotaan	Sektor Perkebunan	Sektor Perhutanan	Sektor Pertambangan			
						Migas	Panas Bumi	Non Migas Lainnya	
2	Kab. Landak	17.931.179	22.157.619	136.530.229	10.270.422	694.679.140	-	754.476	882.323.065
3	Kab. Kapuas Hulu	9.703.998	44.598.134	156.339.949	66.111.552	926.358.441	-	-	1.203.112.074
4	Kab. Ketapang	20.218.117	229.637.857	555.875.743	103.705.542	674.719.443	-	350.566.754	1.934.723.456
5	Kab. Pontianak	35.431.334	75.521.825	-	-	234.157.139	-	660.828	345.771.126
6	Kab. Sambas	25.812.783	130.357.473	90.125.815	-	582.756.207	-	250.086	829.302.364
7	Kab. Sanggau	56.629.321	96.691.855	421.044.466	15.814.494	632.588.251	-	11.257.016	1.234.025.403
8	Kab. Sintang	39.699.472	134.215.317	234.662.337	98.984.754	716.665.164	-	18.474.682	1.242.701.726
9	Kota Pontianak	-	-	-	-	368.816.974	-	-	368.816.974
10	Kota Singkawang	-	340.689.683	4.211.455	-	253.949.723	-	577.968	599.428.829
11	Kab. Sekadau	29.643.671	14.714.741	152.253.486	5.776.704	464.460.576	-	308.129	667.157.307
12	Kab. Melawi	10.001.307	10.163.018	23.821.906	17.873.136	567.934.011	-	-	629.793.378
13	Kab. Kayong Utara	3.853.830	4.660.919	7.960.396	-	404.348.734	-	-	420.823.879
14	Kab. Kubu Raya	-	-	53.718.210	6.355.827	410.171.858	-	-	470.245.895
<b>XVIII</b>	<b>Provinsi Kalimantan Tengah</b>	<b>42.044.488</b>	<b>543.202.890</b>	<b>962.691.875</b>	<b>342.692.507</b>	<b>3.405.872.092</b>	<b>-</b>	<b>120.841.256</b>	<b>5.417.345.108</b>
1	Kab. Barito Selatan	1.459.663	31.589.469	-	4.591.736	878.466.579	-	28.883.993	944.991.440
2	Kab. Barito Utara	4.004.994	55.641.374	5.412.380	140.043.144	988.469.180	-	44.781.159	1.238.352.231
3	Kab. Kapuas	10.161.233	86.978.734	72.680.580	35.096.654	596.242.535	-	105.630.102	906.789.838
4	Kab. Kotawaringin Barat	37.220.554	165.996.461	479.523.214	92.067.900	378.715.729	-	182.389	1.153.706.247
5	Kab. Kotawaringin Timur	10.352.218	186.539.170	798.648.076	16.065.211	539.448.946	-	1.540.836	1.552.594.457
6	Kota Palangkaraya	-	563.149.374	-	-	210.599.303	-	-	773.748.677
7	Kab. Barito Timur	1.189.635	18.533.668	61.836.818	-	666.611.157	-	24.917.477	773.088.755
8	Kab. Murung Raya	4.329.409	68.889.605	-	50.288.045	727.907.831	-	58.737.968	910.152.858
9	Kab. Pulang Pisau	10.901.376	23.216.181	-	-	427.739.504	-	-	461.857.061
10	Kab. Gunung Mas	6.098.900	26.524.199	31.918.521	26.044.864	443.823.906	-	10.646.576	545.056.966
11	Kab. Lamandau	5.006.485	7.433.793	128.044.501	53.771.306	492.537.946	-	1.036.580	688.430.611
12	Kab. Sukamara	4.151.717	21.784.679	58.039.682	-	470.122.795	-	-	554.098.873



MENTERI KEUANGAN  
REPUBLIK INDONESIA

- 13 -

No	Daerah	Biaya Pemungutan Pajak Bumi dan Bangunan Bagian Daerah							Jumlah
		Sektor Pedesaan	Sektor Perkotaan	Sektor Perkebunan	Sektor Perhutanan	Sektor Pertambangan			
						Migas	Panas Bumi	Non Migas Lainnya	
13	Kab. Katingan	-	-	18.277.358	175.832.058	489.851.455	-	4.940.810	688.901.681
14	Kab. Seruyan	2.627.629	11.196.712	591.899.918	205.814.942	636.498.027	-	665.046	1.448.702.274
<b>XIX</b>	<b>Provinsi Kalimantan Selatan</b>	68.654.418	435.697.543	257.730.765	13.525.683	2.062.181.880	-	220.211.347	3.058.001.636
1	Kab. Banjar	14.472.459	505.702.025	33.066.921	1.342.454	925.168.214	-	139.376.153	1.619.128.226
2	Kab. Barito Kuala	22.705.990	13.181.212	16.220.851	-	459.670.144	-	-	511.778.197
3	Kab. Hulu Sungai Selatan	22.705.990	13.181.212	16.220.851	-	459.670.144	-	15.702.187	738.290.438
4	Kab. Hulu Sungai Tengah	14.842.448	35.697.989	17.114.601	-	654.933.213	-	673.492	544.414.936
5	Kab. Hulu Sungai Utara	11.017.329	44.104.871	-	-	488.619.244	-	-	663.005.593
6	Kab. Kotabaru	17.102.043	13.738.574	25.609.104	-	606.555.872	-	-	663.005.593
7	Kab. Tanah Laut	17.102.043	13.738.574	25.609.104	-	606.555.872	-	123.789.738	1.459.241.982
8	Kab. Tapin	67.899.024	125.608.710	655.224.192	26.087.317	460.633.001	-	104.247.405	1.940.887.414
9	Kota Banjarbaru	39.488.050	38.050.771	45.806.716	2.255.500	1.711.038.972	-	92.539.678	779.805.831
10	Kota Banjarmasin	37.409.752	72.728.986	130.519.641	12.330.108	434.277.666	-	89.736.793	911.573.660
11	Kab. Balangan	12.669.317	31.260.223	52.649.568	-	725.257.759	-	4.344.741	973.418.873
12	Kab. Balangan	-	696.324.505	-	-	272.749.627	-	-	286.850.380
13	Kab. Tanah Bumbu	-	-	-	-	286.850.380	-	-	286.850.380
<b>XX</b>	<b>Provinsi Kalimantan Timur</b>	11.088.612	18.509.524	16.769.836	-	841.254.267	-	76.112.171	963.734.410
1	Kab. Berau	11.088.612	18.509.524	16.769.836	-	841.254.267	-	76.112.171	963.734.410
2	Kab. Bulungan	25.922.662	147.882.803	37.941.638	12.087.356	381.719.177	-	234.323.044	839.876.680
3	Kab. Kutai Kartanegara	25.922.662	147.882.803	37.941.638	12.087.356	381.719.177	-	234.323.044	839.876.680
4	Kab. Kutai Barat	6.222.174	69.009.154	357.136.382	125.686.357	11.627.045.067	-	223.896.495	12.408.995.629
5	Kab. Kutai Timur	-	-	99.804.285	72.240.282	1.023.333.521	-	22.146.284	1.217.524.372
6	Kab. Malinau	10.199.702	55.521.681	45.542.889	82.862.676	6.566.145.498	-	28.870.034	6.789.142.480
7	Kab. Nunukan	10.199.702	55.521.681	45.542.889	82.862.676	6.566.145.498	-	28.870.034	6.789.142.480
8	Kab. Pasir	28.016.957	293.214.136	611.140.792	46.816.002	22.799.704.727	-	621.511.600	24.400.404.214
9	Kota Balikpapan	-	-	160.865.680	232.562.394	1.360.209.352	-	166.557.477	1.920.194.903
		15.278.390	115.622.077	591.688.692	153.050.283	4.162.056.927	-	141.476.486	5.179.172.855
		8.328.043	14.824.548	-	37.904.247	1.359.357.002	-	37.636.106	1.458.049.946
		3.441.632	165.714.566	206.563.801	25.205.688	3.417.636.247	-	14.012.122	3.832.574.056
		27.776.288	96.539.133	534.175.834	74.152.017	2.739.003.817	-	24.017.293	3.495.664.382
		-	-	-	-	1.377.111.179	-	-	1.377.111.179



MENTERI KEUANGAN  
REPUBLIC INDONESIA

- 14 -

No	Daerah	Biaya Pemungutan Pajak Bumi dan Bangunan Bagian Daerah							Jumlah
		Sektor Pedesaan	Sektor Perkotaan	Sektor Perkebunan	Sektor Perhutanan	Sektor Pertambangan			
						Migas	Non Migas		
							Panas Bumi	Non Migas Lainnya	
10	Kota Bontang	-	-	-	-	3.034.421.431	-	-	3.034.421.431
11	Kota Samarinda	-	-	-	-	2.563.468.649	-	57.186.292	2.620.654.941
12	Kota Tarakan	-	-	-	-	3.473.411.135	-	-	3.473.411.135
13	Kab. Penajam Paser Utara	3.888.627	293.635.275	229.234.509	29.324.565	3.408.476.469	-	6.068.803	3.970.628.248
14	Kab. Tana Tidung	8.847.406	65.937	20.938.207	-	850.889.412	-	-	880.740.962
<b>XXI</b>	<b>Provinsi Sulawesi Utara</b>	18.132.800	363.795.694	698.715	2.839.554	1.080.636.421	154.631.184	17.503.354	1.638.237.722
1	Kab. Bolaang Mongondow	54.472.753	16.168.727	650.430	-	218.698.457	95.756.726	346.616	386.093.709
2	Kab. Minahasa	43.187.269	282.218.627	73.467	-	304.286.550	156.711.287	-	786.477.200
3	Kab. Sangihe	21.645.265	131.222.837	-	-	126.136.255	-	-	279.004.357
4	Kota Bitung	-	1.139.557.578	554.283	-	216.943.836	-	145.256	1.357.200.953
5	Kota Manado	-	2.886.261.177	-	-	190.139.195	8.817.419	-	3.085.217.791
6	Kab. Kepulauan Talaud	31.540.684	52.730.591	-	-	255.821.179	-	1.103.022	341.195.476
7	Kab. Minahasa Selatan	36.998.389	75.166.175	296.568	-	262.105.729	13.007.544	-	387.574.405
8	Kota Tomohon	-	288.599.900	-	-	299.355.821	66.476.020	-	654.431.741
9	Kab. Minahasa Utara	27.787.844	317.044.575	100.521	-	277.177.810	33.042.397	2.485.352	657.638.499
10	Kota Kotamobagu	-	194.084.836	-	-	188.926.296	7.449.252	-	390.460.384
11	Kab. Bolaang Mongondow Utara	24.790.153	430.360	-	-	231.238.915	-	-	256.459.428
12	Kab. Kepulauan Siau Tagulandang Biaro	17.797.977	27.756.123	-	-	165.837.085	-	-	211.391.185
13	Kab. Minahasa Tenggara	17.722.689	41.395.015	417.366	-	225.322.215	-	28.140	284.885.425
14	Kab. Bolaang Mongondow Timur	13.852.442	3.094.677	-	-	133.399.043	82.632.916	48.401.684	281.380.762
15	Kab. Bolaang Mongondow Selatan	18.462.228	1.204.295	3.510	7.098.885	146.520.892	-	-	173.289.810
<b>XXII</b>	<b>Provinsi Gorontalo</b>	7.886.698	27.971.528	17.962.893	5.513.751	472.530.797	-	820.614	532.686.281
1	Kab. Boalemo	30.902.301	46.344.598	25.346.898	12.451.522	260.558.829	-	-	375.604.148
2	Kab. Gorontalo	44.149.633	182.819.744	20.767.050	-	163.361.819	-	357.019	411.455.265
3	Kota Gorontalo	-	-	-	-	123.855.174	-	-	123.855.174
4	Kab. Pohuwato	29.964.533	95.072.207	5.344.110	1.332.855	293.591.672	-	1.213.951	426.519.328



MENTERI KEUANGAN  
REPUBLIK INDONESIA

- 15 -

No	Daerah	Biaya Pemungutan Pajak Bumi dan Bangunan Bagian Daerah							Jumlah
		Sektor Pedesaan	Sektor Perkotaan	Sektor Perkebunan	Sektor Perhutanan	Sektor Pertambangan			
						Migas	Non Migas		
							Panas Bumi	Non Migas Lainnya	
						345.401.140	-	742.417	410.359.798
5	Kab. Bone Bolango	17.540.691	46.675.550	-	-	230.823.762	-	148.460	293.580.461
6	Kab. Gorontalo Utara	11.516.749	48.660.869	2.430.621	-	1.282.566.976	-	9.863.875	1.397.507.831
	<b>XXIII Provinsi Sulawesi Tengah</b>	28.883.011	32.462.774	43.036.507	694.688	601.350.457	-	1.742.516	884.296.223
1	Kab. Banggai	53.960.200	206.901.741	17.562.556	2.778.753	422.001.155	-	-	490.831.649
2	Kab. Banggai Kepulauan	34.374.746	33.637.281	818.467	-	347.721.851	-	823.603	459.914.803
3	Kab. Buol	16.255.309	22.513.704	72.600.336	-	336.746.575	-	135.376	469.132.107
4	Kab. Tolitoli	19.872.216	111.436.900	941.040	-	524.835.884	-	483.693	587.980.492
5	Kab. Donggala	40.616.486	21.526.087	518.342	-	1.021.358.860	-	36.270.316	1.198.384.484
6	Kab. Morowali	43.641.390	17.505.765	79.608.153	-	519.722.863	-	-	649.579.606
7	Kab. Poso	66.941.959	62.914.784	-	-	169.696.905	-	-	169.696.905
8	Kota Palu	-	-	-	-	461.263.216	-	-	598.941.668
9	Kab. Parigi Moutong	137.581.310	-	97.142	-	441.996.519	-	-	503.192.907
10	Kab. Tojo Una Una	17.716.816	43.479.572	-	-	283.573.639	-	-	314.375.820
11	Kab. Sigi	30.622.852	179.329	-	-	1.545.562.795	-	96.277.143	2.163.742.301
	<b>XXIV Provinsi Sulawesi Selatan</b>	121.270.829	369.864.175	30.767.359	-	436.698.017	-	-	577.703.165
1	Kab. Bantaeng	34.079.699	106.925.449	-	-	399.375.693	-	-	596.629.561
2	Kab. Barru	48.968.950	148.284.918	-	-	1.370.758.997	-	5.822.132	2.461.003.119
3	Kab. Bone	296.971.807	679.678.452	107.771.731	-	431.034.078	-	-	989.114.095
4	Kab. Bulukumba	122.352.823	375.046.530	60.680.664	-	562.088.072	-	-	662.305.611
5	Kab. Enrekang	60.495.047	38.305.802	1.416.690	-	510.088.921	-	-	528.983.143
6	Kab. Gowa	-	-	18.894.222	-	462.860.362	-	-	648.093.072
7	Kab. Jeneponto	52.876.405	122.660.735	9.695.570	-	369.046.170	-	4.598.341	565.860.820
8	Kab. Luwu	133.362.206	56.034.267	2.819.836	-	644.073.879	-	-	866.185.342
9	Kab. Luwu Utara	134.579.361	71.687.692	15.844.410	-	348.903.533	-	59.837.516	1.170.952.987
10	Kab. Maros	109.379.891	652.832.047	-	-	383.878.267	-	130.410.202	785.386.346
11	Kab. Pangkajene Kepulauan	69.323.888	201.773.989	-	-	-	-	-	-

13



MENTERI KEUANGAN  
REPUBLIK INDONESIA

- 16 -

No	Daerah	Biaya Pemungutan Pajak Bumi dan Bangunan Bagian Daerah							Jumlah
		Sektor Pedesaan	Sektor Perkotaan	Sektor Perkebunan	Sektor Perhutanan	Sektor Pertambangan			
						Migas	Non Migas		
					Panas Bumi	Non Migas Lainnya			
12	Kab. Pinrang	122.067.417	526.947.340	861.840	-	421.038.232	-	-	1.070.914.829
13	Kab. Kepulauan Selayar	17.033.009	103.420.185	-	-	381.881.416	-	-	502.334.610
14	Kab. Sidenreng Rappang	164.462.908	419.605.608	1.790.845	-	644.544.713	-	-	1.230.404.074
15	Kab. Sinjai	79.804.026	167.067.410	-	-	364.245.139	-	71.672	611.188.247
16	Kab. Soppeng	66.947.738	508.443.782	383.130	-	393.433.665	-	285.404	969.493.719
17	Kab. Takalar	86.559.911	86.567.612	30.164.011	-	350.925.085	-	-	554.216.619
18	Kab. Tana Toraja	48.232.558	70.306.849	3.524.277	-	263.182.012	-	-	385.245.696
19	Kab. Wajo	260.219.243	234.174.764	11.419.250	-	3.513.264.538	-	-	4.019.077.795
20	Kota Pare-pare	-	549.855.037	-	-	275.484.144	-	-	825.339.181
21	Kota Makassar	-	-	-	-	539.601.226	-	-	539.601.226
22	Kota Palopo	-	277.391.054	-	-	237.850.708	-	-	515.241.762
23	Kab. Luwu Timur	121.310.958	28.618.560	9.480.110	-	384.523.741	-	665.469.055	1.209.402.424
24	Kab. Toraja Utara	32.576.411	122.334.666	2.159.686	-	221.284.637	-	-	378.355.400
<b>XXV</b>	<b>Provinsi Sulawesi Barat</b>	10.850.119	27.835.196	18.649.992	-	358.334.215	-	-	415.669.522
1	Kab. Majene	7.236.507	81.410.816	-	-	582.869.944	-	-	671.517.267
2	Kab. Mamuju	56.067.116	111.286.041	12.300.620	-	1.439.673.446	-	-	1.619.327.223
3	Kab. Polewali Mandar	69.143.079	190.661.484	-	-	505.070.709	-	-	764.875.272
4	Kab. Mamasa	13.267.758	6.466.613	-	-	467.111.263	-	-	486.845.634
5	Kab. Mamuju Utara	38.737.611	27.703.028	217.715.966	-	946.951.017	-	-	1.231.107.622
<b>XXVI</b>	<b>Provinsi Sulawesi Tenggara</b>	19.440.706	78.778.057	2.719.547	-	520.680.922	-	31.760.248	653.379.480
1	Kab. Buton	18.683.667	27.992.814	-	-	532.125.384	-	6.062.371	584.864.236
2	Kab. Konawe	49.637.359	29.609.022	-	-	351.112.945	-	4.677.818	435.037.144
3	Kab. Kolaka	-	-	5.170.975	-	509.622.623	-	180.310.480	695.104.078
4	Kab. Muna	69.491.371	67.492.442	-	-	300.263.309	-	-	437.247.122
5	Kota Kendari	-	782.018.592	-	-	307.097.736	-	-	1.089.116.328
6	Kota Bau-bau	-	313.263.403	-	-	384.217.175	-	-	697.480.578





MENTERI KEUANGAN  
REPUBLIK INDONESIA

-17-

No	Daerah	Biaya Pemungutan Pajak Bumi dan Bangunan Bagian Daerah						Jumlah	
		Sektor Pedesaan	Sektor Perkotaan	Sektor Perkebunan	Sektor Perhutanan	Sektor Pertambangan			
						Migas	Non Migas		
							Panas Bumi		Non Migas Lainnya
7	Kab. Konawe Selatan	68.066.719	6.745.642	-	-	505.640.935	-	2.108.798	582.562.094
8	Kab. Bombana	36.470.527	13.055.893	-	-	407.562.059	-	68.363.350	525.451.829
9	Kab. Wakatobi	4.404.645	16.633.720	-	-	355.764.501	-	-	376.802.866
10	Kab. Kolaka Utara	49.810.181	-	-	-	426.017.036	-	14.269.931	490.097.148
11	Kab. Konawe Utara	6.488.969	-	19.304.956	-	402.104.652	-	10.049.532	437.948.109
12	Kab. Buton Utara	5.773.008	13.927.514	-	-	204.599.991	-	-	224.300.513
<b>XXVII</b>	<b>Provinsi Bali</b>	<b>31.450.499</b>	<b>193.483.108</b>	<b>761.719</b>	<b>-</b>	<b>359.296.403</b>	<b>974.459</b>	<b>-</b>	<b>585.966.188</b>
1	Kab. Badung	-	-	-	-	145.108.558	204.750	-	145.313.308
2	Kab. Bangli	91.601.707	105.205.914	-	-	224.707.335	-	-	421.514.956
3	Kab. Buleleng	253.744.756	899.607.865	5.332.036	-	259.926.754	1.813.860	-	1.420.425.271
4	Kab. Gianyar	61.389.443	1.329.932.020	-	-	180.670.976	-	-	1.571.992.439
5	Kab. Jembrana	-	-	-	-	208.665.409	-	-	208.665.409
6	Kab. Karangasem	98.789.545	337.646.084	-	-	254.521.763	-	-	690.957.392
7	Kab. Klungkung	29.133.070	229.854.788	-	-	163.993.021	-	-	422.980.879
8	Kab. Tabanan	-	-	-	-	174.776.371	2.853.685	-	177.630.056
9	Kota Denpasar	-	-	-	-	184.111.847	-	-	184.111.847
<b>XXVIII</b>	<b>Provinsi Nusa Tenggara Barat</b>	<b>31.808.011</b>	<b>116.924.381</b>	<b>-</b>	<b>-</b>	<b>614.187.794</b>	<b>-</b>	<b>122.210.248</b>	<b>885.130.434</b>
1	Kab. Bima	36.481.613	57.404.171	-	-	343.992.034	-	430.369	438.308.187
2	Kab. Dompu	6.656.450	46.814.735	-	-	296.801.546	-	554.062	350.826.793
3	Kab. Lombok Barat	-	-	-	-	271.630.789	-	-	271.630.789
4	Kab. Lombok Tengah	158.373.210	583.350.397	-	-	440.822.212	-	-	1.182.545.819
5	Kab. Lombok Timur	154.399.271	463.538.415	-	-	455.045.146	-	-	1.072.982.832
6	Kab. Sumbawa	82.073.630	191.630.246	-	-	379.406.006	-	230.518.981	883.628.863
7	Kota Mataram	-	-	-	-	226.267.483	-	-	226.267.483
8	Kota Bima	-	167.803.606	-	-	269.217.553	-	-	437.021.159
9	Kab. Sumbawa Barat	26.145.785	98.698.552	-	-	222.521.505	-	379.547.835	726.913.677



MENTERI KEUANGAN  
REPUBLIC INDONESIA  
- 18 -

No	Daerah	Biaya Pemungutan Pajak Bumi dan Bangunan Bagian Daerah							Jumlah
		Sektor Pedesaan	Sektor Perkotaan	Sektor Perkebunan	Sektor Perhutanan	Sektor Pertambangan			
						Migas	Non Migas		
							Panas Bumi	Non Migas Lainnya	
10	Kab. Lombok Utara	76.606.279	144.625.646	-	-	165.234.717	-	-	386.466.642
<b>XXIX</b>	<b>Provinsi Nusa Tenggara Timur</b>	34.201.629	150.624.192	1.112.129	-	1.102.568.701	-	724.325	1.289.230.976
1	Kab. Alor	20.506.449	59.322.043	-	-	278.797.786	-	-	358.626.278
2	Kab. Belu	62.413.436	122.084.449	-	-	308.385.474	-	-	492.883.359
3	Kab. Ende	18.072.039	156.037.681	-	-	274.523.254	-	-	448.632.974
4	Kab. Flores Timur	28.605.333	73.585.030	1.833.394	-	335.758.305	-	-	439.782.062
5	Kab. Kupang	75.648.675	9.357.097	-	-	281.033.095	-	-	366.038.867
6	Kab. Lembata	16.130.813	26.669.646	-	-	241.236.145	-	-	284.036.604
7	Kab. Manggarai	18.714.587	95.002.504	-	-	218.593.649	-	1.509.013	333.819.753
8	Kab. Ngada	19.126.699	50.592.909	1.819.849	-	172.424.642	-	-	243.964.099
9	Kab. Sikka	23.155.923	216.994.461	2.860.263	-	271.437.141	-	-	514.447.788
10	Kab. Sumba Barat	10.536.968	43.751.448	1.271.403	-	162.448.837	-	-	218.008.656
11	Kab. Sumba Timur	32.856.374	127.521.556	-	-	415.163.210	-	-	575.541.140
12	Kab. Timor Tengah Selatan	76.536.928	75.543.067	-	-	400.442.329	-	-	552.522.324
13	Kab. Timor Tengah Utara	43.435.637	30.738.863	-	-	325.255.752	-	-	399.430.252
14	Kota Kupang	-	999.030.174	-	-	174.596.992	-	-	1.173.627.166
15	Kab. Rote Ndao	24.950.393	32.759.587	-	-	284.832.231	-	-	342.542.211
16	Kab. Manggarai Barat	32.588.933	97.889.511	-	-	278.786.321	-	-	409.264.765
17	Kab. Nagekeo	11.652.491	11.101.891	-	-	244.268.639	-	-	267.023.021
18	Kab. Sumba Barat Daya	29.763.925	25.439.951	-	-	273.127.406	-	-	328.331.282
19	Kab. Sumba Tengah	6.929.983	2.989.104	-	-	231.387.170	-	-	241.306.257
20	Kab. Manggarai Timur	21.593.503	2.661.126	-	-	228.225.956	-	2.112.619	254.593.204
21	Kab. Sabu Raijua	8.208.736	290.920	-	-	112.119.208	-	-	120.618.864
<b>XXX</b>	<b>Provinsi Maluku</b>	5.812.155	90.506.045	7.139.565	2.682.279	1.991.518.187	-	586.778	2.098.245.009
1	Kab. Maluku Tenggara Barat	5.183.521	62.219.566	-	6.705.697	445.356.549	-	-	519.465.333
2	Kab. Maluku Tengah	27.524.518	98.890.386	21.418.695	-	802.847.356	-	-	950.680.955

1/5



MENTERI KEUANGAN  
REPUBLIK INDONESIA

No	Daerah	Biaya Pemungutan Pajak Bumi dan Bangunan Bagian Daerah						Jumlah
		Sektor Pedesaan	Sektor Perkotaan	Sektor Perkebunan	Sektor Perhutanan	Sektor Pertambangan		
						Migas	Non Migas	
						Non Migas Lainnya		
3	Kab. Maluku Tenggara	8.650.082	47.534.876	-	-	438.590.213	-	494.775.171
4	Kab. Pulau Buru	7.032.692	16.706.981	-	-	339.462.247	-	363.201.920
5	Kota Ambon	-	1.349.900.149	-	-	307.604.707	-	1.657.504.856
6	Kab. Seram Bagian Barat	7.524.699	46.674.368	-	-	483.241.564	-	537.440.631
7	Kab. Seram Bagian Timur	2.387.847	10.978.305	-	-	1.778.804.227	-	1.792.170.379
8	Kab. Kepulauan Aru	3.529.343	32.817.176	-	-	546.999.317	-	583.345.836
9	Kota Tual	1.130.575	52.320.622	-	-	194.523.333	-	247.974.530
10	Kab. Maluku Barat Daya	3.292.435	1.572.517	-	-	364.168.877	1.760.334	370.794.163
11	Kab. Buru Selatan	2.659.898	-	-	-	272.956.184	-	275.616.082
<b>XXXI</b>	<b>Provinsi Maluku Utara</b>	5.509.845	43.449.499	343.540	5.037.097	560.516.400	90.512.233	705.368.614
1	Kab. Halmahera Tengah	5.237.235	22.858.917	-	-	649.079.229	5.897.801	683.073.182
2	Kab. Halmahera Barat	12.456.471	10.453.629	-	11.494.365	584.481.417	3.457.295	622.343.177
3	Kota Ternate	3.534.850	385.474.564	-	-	672.882.064	-	1.061.891.478
4	Kab. Halmahera Timur	6.648.175	-	-	14.035.404	590.930.000	491.935.729	1.103.549.308
5	Kota Tidore Kepulauan	8.267.329	79.545.972	-	-	493.732.883	-	581.546.184
6	Kab. Kepulauan Sula	12.051.486	65.853.920	-	-	588.042.305	39.140.294	705.088.005
7	Kab. Halmahera Selatan	19.801.970	70.357.729	-	19.804.119	789.493.864	101.159.690	1.000.617.372
8	Kab. Halmahera Utara	10.118.767	17.197.814	3.091.867	-	380.410.662	173.019.320	583.838.430
9	Kab. Pulau Morotai	9.937.342	-	-	-	295.595.220	-	305.532.562
<b>XXXII</b>	<b>Provinsi Papua</b>	8.906.408	79.557.761	28.816.992	70.589.547	5.372.995.040	331.577.232	5.892.442.980
1	Kab. Biak Numfor	5.411.707	319.437.887	-	-	307.068.881	-	631.918.475
2	Kab. Jayapura	16.924.328	91.988.158	55.711.854	-	656.599.418	232.928	821.456.686
3	Kab. Jayawijaya	227.580	27.846.230	-	-	462.380.088	88.268	490.542.166
4	Kab. Merauke	32.718.449	204.967.521	-	-	887.036.514	-	1.124.722.484
5	Kab. Mimika	-	-	6.933.411	15.994.282	683.959.496	970.675.055	1.677.562.244
6	Kab. Nabire	4.719.738	130.258.794	-	6.501.622	481.675.184	6.881.714	630.037.052

WAS



MENTERI KEUANGAN  
REPUBLIK INDONESIA

- 20 -

No	Daerah	Biaya Pemungutan Pajak Bumi dan Bangunan Bagian Daerah							Jumlah
		Sektor Pedesaan	Sektor Perkotaan	Sektor Perkebunan	Sektor Perhutanan	Sektor Pertambangan			
						Migas	Non Migas		
							Panas Bumi	Non Migas Lainnya	
7	Kab. Paniai	2.425.399	17.986.993	-	-	328.957.209	-	1.812.802	351.182.403
8	Kab. Puncak Jaya	8.481.689	-	-	-	473.425.104	-	-	481.906.793
9	Kab. Kepulauan Yapen	11.025.469	33.128.632	-	15.937.110	569.369.101	-	-	629.460.312
10	Kota Jayapura	3.117.804	1.170.810.745	-	-	187.724.330	-	-	1.361.652.879
11	Kab. Sarmi	4.100.178	-	14.363.811	50.525.685	617.208.112	-	4.682.660	690.880.446
12	Kab. Keerom	9.880.381	-	4.055.481	5.814.157	586.894.390	-	3.748.410	610.392.819
13	Kab. Yahukimo	17.012.184	-	-	-	712.954.231	-	546.880	730.513.295
14	Kab. Pegunungan Bintang	14.079.157	-	-	-	759.785.275	-	1.447.216	775.311.648
15	Kab. Tolikara	5.885.720	-	-	-	563.841.303	-	487.221	570.214.244
16	Kab. Boven Digoel	3.658.255	5.997.286	-	6.571.305	869.685.796	-	-	885.912.642
17	Kab. Mappi	2.170.722	1.885.814	-	15.252.412	870.478.069	-	-	889.787.017
18	Kab. Asmat	2.073.297	-	-	-	751.923.227	-	-	753.996.524
19	Kab. Waropen	1.420.910	25.577.176	-	-	866.359.682	-	-	893.357.768
20	Kab. Supiori	1.729.791	2.375.013	-	-	316.855.924	-	-	320.960.728
21	Kab. Mamberamo Raya	2.287.317	-	5.386.419	59.877.292	2.242.312.545	-	-	2.309.863.573
22	Kab. Mamberamo Tengah	55.173	-	-	-	176.446.608	-	-	176.501.781
23	Kab. Yalimo	24.388	-	-	-	172.117.116	-	-	172.141.504
24	Kab. Lanny Jaya	186.976	-	-	-	221.274.598	-	-	221.461.574
25	Kab. Nduga	26.520	-	-	-	193.176.863	-	-	193.203.383
26	Kab. Puncak	1.132.341	-	-	-	348.756.290	-	423.113	350.311.744
27	Kab. Dogiyai	229.362	9.525.952	-	-	296.008.113	-	-	305.763.427
28	Kab. Intan Jaya	114.710	196.515	-	-	306.568.842	-	3.705.444	310.585.511
29	Kab. Deiyai	289.653	-	-	-	208.142.840	-	-	208.432.493
<b>XXXIII</b>	<b>Provinsi Papua Barat</b>	-	-	3.837.942	21.455.259	2.822.619.029	-	4.597.100	2.852.509.330
1	Kab. Sorong	6.600.611	251.341.390	34.541.478	60.990.320	5.229.281.756	-	37.257	5.582.792.812
2	Kab. Manokwari	16.471.848	330.879.633	-	6.113.448	2.340.648.831	-	1.214.724	2.695.328.484

ns




MENTERI KEUANGAN  
REPUBLIK INDONESIA

- 21 -

No	Daerah	Biaya Pemungutan Pajak Bumi dan Bangunan Bagian Daerah							Jumlah
		Sektor Pedesaan	Sektor Perkotaan	Sektor Perkebunan	Sektor Perhutanan	Sektor Pertambangan			
						Migas	Non Migas		
						Panas Bumi	Non Migas Lainnya		
3	Kab. Fak Fak	-	-	-	14.832.142	2.059.624.499	-	26.099	2.074.482.740
4	Kota Sorong	10.120.454	1.140.397.346	-	-	962.861.479	-	-	2.113.379.279
5	Kab. Sorong Selatan	3.529.460	18.534.532	-	-	1.651.387.200	-	-	1.673.451.192
6	Kab. Raja Ampat	1.842.178	27.321.876	-	-	1.902.778.212	-	37.331.059	1.969.273.325
7	Kab. Teluk Bintuni	8.617.636	56.054.071	-	55.981.991	7.717.912.963	-	-	7.838.566.661
8	Kab. Teluk Wondama	2.996.279	7.917.099	-	-	1.132.866.655	-	-	1.143.780.033
9	Kab. Kaimana	5.903.458	158.728.924	-	21.531.964	1.072.716.945	-	2.764.786	1.261.646.077
10	Kab. Tambrauw	39.676	-	-	6.828.413	658.252.518	-	-	665.120.607
11	Kab. Maybrat	1.842.809	-	-	-	675.240.255	-	-	677.083.064
<b>Total</b>		<b>29.573.099.677</b>	<b>185.752.799.663</b>	<b>45.712.799.831</b>	<b>9.182.249.880</b>	<b>530.443.125.196</b>	<b>5.052.337.368</b>	<b>10.596.862.449</b>	<b>816.313.274.064</b>

Salinan sesuai dengan aslinya  
KEPALA BIRO UMUM  
u.b.  
KEPALA BAGIAN T.U. KEMENTERIAN

GIARTO  
NIP 195904201984021001



MENTERI KEUANGAN REPUBLIK INDONESIA,

ttd.

AGUS D.W. MARTOWARDOJO

Handwritten initials