



MENTERI KEUANGAN  
REPUBLIK INDONESIA

LAMPIRAN II  
PERATURAN MENTERI KEUANGAN REPUBLIK INDONESIA  
NOMOR  
TENTANG  
ALOKASI SEMENTARA DANA BAGI HASIL PAJAK BUMI DAN  
BANGUNAN TAHUN ANGGARAN 2013

RINCIAN PERKIRAAN ALOKASI DANA BAGI HASIL PAJAK BUMI DAN BANGUNAN  
BAGIAN DAERAH TAHUN ANGGARAN 2013

(dalam rupiah)

No	Daerah	Dana Bagi Hasil Pajak Bumi dan Bangunan Bagian Daerah							Jumlah
		Sektor Pedesaan	Sektor Perkotaan	Sektor Perkebunan	Sektor Perhutanan	Sektor Pertambangan			
						Migas	Non Migas		
					Panas Bumi		Non Migas Lainnya		
<b>I</b>	<b>Provinsi Aceh</b>	547.984.904	3.974.884.815	5.065.430.094	-	141.667.476.078	-	160.207.784	151.415.983.675
1	Kab. Aceh Barat	59.567.122	566.104.263	872.679.744	-	8.320.305.642	-	580.984.704	10.399.641.475
2	Kab. Aceh Besar	594.604.878	2.449.305.326	600.696	-	10.050.505.369	-	-	13.095.016.269
3	Kab. Aceh Selatan	47.821.527	46.028.174	325.990.008	-	11.393.155.162	-	-	11.812.994.871
4	Kab. Aceh Singkil	98.560.487	6.057.748	3.606.784.848	-	8.000.735.873	-	-	11.712.138.956
5	Kab. Aceh Tengah	84.654.314	563.713.307	6.558.408	-	11.155.951.327	-	-	11.810.877.356
6	Kab. Aceh Tenggara	68.409.741	7.233.094	-	-	10.468.577.882	-	-	10.544.220.717
7	Kab. Aceh Timur	104.665.535	322.798.883	4.613.706.864	-	62.993.057.189	-	-	68.034.228.471
8	Kab. Aceh Utara	176.496.391	5.042.283.451	2.165.420.304	-	221.569.210.603	-	-	228.953.410.749
9	Kab. Bireun	66.327.483	449.576.767	137.682.504	-	20.241.648.178	-	-	20.895.234.932
10	Kab. Pidie	263.210.090	531.250.112	-	-	9.685.238.355	-	20.902.933	10.500.601.490
11	Kab. Simeulue	36.355.235	47.249.006	329.391.360	-	9.487.147.788	-	-	9.900.143.389
12	Kota Banda Aceh	-	-	-	-	7.622.532.197	-	-	7.622.532.197
13	Kota Sabang	-	374.942.124	-	-	9.799.695.004	-	-	10.174.637.128
14	Kota Langsa	-	1.391.985.997	408.436.992	-	9.640.661.035	-	-	11.441.084.024
15	Kota Lhokseumawe	-	3.110.935.116	-	-	36.349.096.699	-	-	39.460.031.815
16	Kab. Nagan Raya	76.251.284	84.624.184	3.296.306.664	-	10.696.516.397	-	-	14.153.698.529
17	Kab. Aceh Jaya	21.136.558	11.362.917	262.255.320	-	10.858.133.675	-	-	11.152.888.470
18	Kab. Aceh Barat Daya	33.008.572	61.428.228	401.901.264	-	9.528.329.707	-	38.943.503	10.063.611.274
19	Kab. Gayo Lues	45.219.001	44.008.741	-	-	14.343.907.616	-	-	14.433.135.358
20	Kab. Aceh Tamiang	83.032.472	576.917.084	3.262.158.360	-	49.210.838.023	-	-	53.132.945.939

26




MENTERI KEUANGAN  
REPUBLIK INDONESIA

-2-

No	Daerah	Dana Bagi Hasil Pajak Bumi dan Bangunan Bagian Daerah							Jumlah
		Sektor Pedesaan	Sektor Perkotaan	Sektor Perkebunan	Sektor Perhutanan	Sektor Pertambangan			
						Migas	Non Migas		
						Panas Bumi	Non Migas Lainnya		
									10.111.794.938
21	Kab. Bener Meriah	174.223.023	158.048.635	-	-	9.779.523.280	-	-	8.504.757.067
22	Kab. Pidie Jaya	89.454.890	50.568.808	-	-	8.364.733.369	-	-	7.754.309.397
23	Kota Subulussalam	68.941.050	3.117.327	571.847.040	-	7.110.403.980	-	-	173.381.559.073
<b>II</b>	<b>Provinsi Sumatera Utara</b>	<b>1.396.796.670</b>	<b>7.668.805.871</b>	<b>59.407.903.062</b>	<b>1.026.945.864</b>	<b>101.335.119.453</b>	<b>2.545.988.153</b>	<b>-</b>	<b>43.016.695.641</b>
1	Kab. Asahan	-	-	32.198.453.856	-	10.818.241.785	-	-	12.454.969.228
2	Kab. Dairi	246.413.179	1.221.074.558	63.038.736	58.803.408	10.865.639.347	-	-	37.151.825.803
3	Kab. Deli Serdang	-	-	11.785.930.272	-	25.365.895.531	-	-	18.169.681.813
4	Kab. Tanah Karo	522.340.855	4.336.708.706	107.406.648	-	7.540.931.336	5.662.294.268	-	35.539.559.251
5	Kab. Labuhan Batu	514.914.910	4.082.556.300	16.180.508.808	-	14.761.579.233	-	-	133.116.397.484
6	Kab. Langkat	1.264.708.067	6.605.556.483	32.892.170.904	-	92.353.962.030	-	-	22.978.717.180
7	Kab. Mandailing Natal	245.897.156	281.624.063	9.148.723.848	130.115.160	13.172.356.953	-	-	3.744.665.276
8	Kab. Nias	28.270.815	30.579.829	-	-	3.685.814.632	-	-	44.800.985.627
9	Kab. Simalungun	-	-	31.915.737.936	260.642.448	12.624.605.243	-	-	18.127.771.781
10	Kab. Tapanuli Selatan	184.911.718	93.467.857	4.279.948.632	314.505.504	9.974.089.750	3.280.848.320	-	12.993.626.906
11	Kab. Tapanuli Tengah	576.514.788	287.233.512	1.516.254.552	-	10.613.624.054	-	-	13.130.612.947
12	Kab. Tapanuli Utara	272.119.030	374.101.993	-	474.701.472	10.768.880.426	1.240.810.026	-	8.234.835.794
13	Kab. Toba Samosir	291.768.844	545.027.181	67.467.816	211.388.616	7.119.183.337	-	-	18.332.939.946
14	Kota Binjai	-	-	653.149.656	-	17.679.790.290	-	-	22.082.812.552
15	Kota Medan	-	-	-	-	22.082.812.552	-	-	4.502.322.575
16	Kota Pematang Siantar	-	-	36.295.128	-	4.466.027.447	-	-	7.440.245.813
17	Kota Sibolga	-	-	-	-	7.440.245.813	-	-	8.005.310.157
18	Kota Tanjung Balai	-	2.245.096.538	-	-	5.760.213.619	-	-	12.010.490.176
19	Kota Tebing Tinggi	-	5.492.276.957	-	-	6.518.213.219	-	-	12.384.729.688
20	Kota Padang Sidempuan	-	2.487.147.390	187.983.504	-	9.709.598.794	-	-	10.836.315.112
21	Kab. Pakpak Bharat	30.668.604	94.843.042	291.861.792	26.706.672	10.392.235.002	-	-	11.681.669.900
22	Kab. Nias Selatan	54.534.483	438.445.347	-	947.744.712	10.240.945.358	-	-	

PK



MENTERI KEUANGAN  
REPUBLIK INDONESIA

- 3 -

No	Daerah	Dana Bagi Hasil Pajak Bumi dan Bangunan Bagian Daerah						Jumlah	
		Sektor Pedesaan	Sektor Perkotaan	Sektor Perkebunan	Sektor Perhutanan	Sektor Pertambangan			
						Migas	Non Migas		
						Panas Bumi	Non Migas Lainnya		
23	Kab. Humbang Hasundutan	193.846.053	21.381.043	-	509.776.416	12.404.498.307	-	-	13.129.501.819
24	Kab. Serdang Bedagai	-	-	22.178.000.880	-	10.917.998.473	-	-	33.095.999.353
25	Kab. Samosir	92.148.268	142.616.097	-	323.268.408	6.503.748.074	-	-	7.061.780.847
26	Kab. Batubara	-	-	6.524.783.928	-	6.349.848.490	-	-	12.874.632.418
27	Kab. Padang Lawas Utara	121.250.934	84.516.762	12.664.257.336	110.922.048	9.499.296.075	-	-	22.480.243.155
28	Kab. Padang Lawas	336.171.562	78.842.430	6.910.386.696	739.208.592	9.687.028.262	-	-	17.751.637.542
29	Kab. Labuhan Batu Selatan	565.323.101	982.080.423	32.789.461.608	-	8.342.081.438	-	-	42.678.946.570
30	Kab. Labuhan Batu Utara	-	-	15.239.789.712	-	8.885.371.175	-	-	24.125.160.887
31	Kab. Nias Utara	26.858.941	26.836.040	-	-	3.442.009.791	-	-	3.495.704.772
32	Kab. Nias Barat	18.525.400	10.034.388	-	-	2.829.939.380	-	-	2.858.499.168
33	Kota Gunungsitoli	-	713.176.583	-	-	2.523.772.659	-	-	3.236.949.242
<b>III</b>	<b>Provinsi Sumatera Barat</b>	<b>965.489.808</b>	<b>5.196.793.510</b>	<b>5.014.917.360</b>	<b>41.930.136</b>	<b>37.611.561.483</b>	<b>-</b>	<b>248.264.944</b>	<b>49.078.957.241</b>
1	Kab. Limapuluh Kota	319.816.005	958.136.179	218.983.176	-	10.678.552.128	-	-	12.175.487.488
2	Kab. Agam	517.408.370	1.109.051.618	1.843.262.568	-	8.771.229.082	-	-	12.240.951.638
3	Kab. Kepulauan Mentawai	111.181.654	52.465.304	-	-	10.038.292.890	-	-	10.201.939.848
4	Kab. Padang Pariaman	801.393.766	2.544.221.735	-	-	7.453.036.510	-	-	10.798.652.011
5	Kab. Pasaman	224.406.720	504.707.737	2.196.072	-	9.617.006.114	-	-	10.348.316.643
6	Kab. Pesisir Selatan	345.936.479	694.304.177	3.474.088.704	-	12.621.159.483	-	-	17.135.488.843
7	Kab. Sijunjung	252.856.680	857.269.865	660.979.440	-	9.781.202.406	-	-	11.552.308.391
8	Kab. Solok	368.349.495	1.376.053.799	-	-	9.856.740.734	-	-	11.601.144.028
9	Kab. Tanah Datar	-	-	8.896.392	-	7.331.038.985	-	-	7.339.935.377
10	Kota Bukit Tinggi	-	3.842.634.269	-	-	3.118.430.697	-	-	6.961.064.966
11	Kota Padang Panjang	-	940.927.105	-	-	5.748.760.721	-	-	6.689.687.826
12	Kota Padang	-	-	-	-	7.855.508.723	-	805.548.487	8.661.057.210
13	Kota Payakumbuh	-	2.644.807.819	-	-	3.963.929.432	-	-	6.608.737.251
14	Kota Sawahlunto	-	1.188.055.107	-	-	5.103.495.949	-	187.511.294	6.479.062.350

R/S



MENTERI KEUANGAN  
REPUBLIK INDONESIA

- 4 -

No	Daerah	Dana Bagi Hasil Pajak Bumi dan Bangunan Bagian Daerah							Jumlah
		Sektor Pedesaan	Sektor Perkotaan	Sektor Perkebunan	Sektor Perhutanan	Sektor Pertambangan			
						Migas	Non Migas		
					Panas Bumi		Non Migas Lainnya		
		-	1.352.468.292	-	-	5.475.418.930	-	-	6.827.887.222
15	Kota Solok	-	1.352.468.292	-	-	5.475.418.930	-	-	6.827.887.222
16	Kota Pariaman	-	976.561.288	-	-	7.480.464.775	-	-	8.457.026.063
17	Kab. Pasaman Barat	454.141.592	305.070.266	5.200.152.696	-	9.769.995.315	-	-	15.729.359.869
18	Kab. Dharmasraya	330.920.866	999.172.525	4.479.807.384	77.080.248	7.055.968.877	-	-	12.942.949.900
19	Kab. Solok Selatan	135.547.622	441.266.980	4.171.303.008	90.640.296	8.726.014.214	-	-	13.564.772.120
<b>IV</b>	<b>Provinsi Riau</b>	103.489.710	2.179.379.480	29.589.787.458	7.330.747.536	340.068.342.590	-	59.571.837	379.331.318.611
1	Kab. Bengkalis	82.722.013	4.973.860.393	5.704.340.760	3.079.988.064	351.707.332.682	-	-	365.548.243.912
2	Kab. Indragiri Hilir	292.093.972	3.284.661.663	12.855.913.056	3.247.322.400	27.988.222.728	-	40.909.814	47.709.123.633
3	Kab. Indragiri Hulu	-	-	9.841.427.424	435.824.712	72.379.485.945	-	92.075.580	82.748.813.661
4	Kab. Kampar	-	-	22.246.127.712	2.863.607.256	130.012.756.355	-	-	155.122.491.323
5	Kab. Kuantan Singingi	-	-	6.232.965.552	1.923.600.312	17.634.469.141	-	100.897.225	25.891.932.230
6	Kab. Pelalawan	-	-	18.575.778.600	9.095.858.712	94.248.746.414	-	-	121.920.383.726
7	Kab. Rokan Hilir	-	-	10.387.826.856	1.260.645.120	234.572.097.698	-	-	246.220.569.674
8	Kab. Rokan Hulu	-	-	20.576.318.544	187.326.432	72.216.249.489	-	4.404.735	92.984.299.200
9	Kab. Siak	-	-	10.693.970.568	6.240.646.944	249.990.925.810	-	-	266.925.543.322
10	Kota Dumai	-	-	-	346.658.616	18.224.186.643	-	-	18.570.845.259
11	Kota Pekanbaru	-	-	488.496.744	-	28.881.597.699	-	-	29.370.094.443
12	Kab. Kepulauan Meranti	39.142.857	458.995.868	755.984.016	641.511.576	62.417.299.778	-	-	64.312.934.095
<b>V</b>	<b>Provinsi Kepulauan Riau</b>	441.728.525	5.582.388.597	330.873.336	-	100.513.143.592	-	2.248.557.330	109.116.691.380
1	Kab. Bintan	1.417.340.844	16.299.112.132	1.166.751.216	-	33.998.405.093	-	1.636.147.983	54.517.757.268
2	Kab. Natuna	159.470.322	165.974.293	-	-	179.816.107.166	-	-	180.141.551.781
3	Kab. Karimun	104.709.967	5.496.034.771	156.742.128	-	29.287.513.623	-	7.048.906.517	42.093.907.006
4	Kota Batam	-	-	-	-	42.761.800.685	-	-	42.761.800.685
5	Kota Tanjung Pinang	-	-	-	-	25.053.019.664	-	-	25.053.019.664
6	Kab. Lingga	84.024.275	309.274.139	-	-	28.372.743.268	-	309.174.827	29.075.216.509
7	Kab. Kepulauan Anambas	1.368.703	59.159.062	-	-	62.762.984.877	-	-	62.823.512.642

2/3



MENTERI KEUANGAN  
REPUBLIK INDONESIA

- 5 -

No	Daerah	Dana Bagi Hasil Pajak Bumi dan Bangunan Bagian Daerah							Jumlah
		Sektor Pedesaan	Sektor Perkotaan	Sektor Perkebunan	Sektor Perhutanan	Sektor Pertambangan			
						Migas	Panas Bumi	Non Migas Lainnya	
		565.428.907	5.548.608.998	5.961.079.332	1.313.976.168	146.032.806.673	196.701.890	228.243.459	159.846.845.427
<b>VI</b>	<b>Provinsi Jambi</b>								
1	Kab. Batanghari	-	-	3.494.640.024	1.370.218.680	131.744.077.812	-	-	136.608.936.516
2	Kab. Bungo	329.208.553	1.496.293.803	2.541.752.136	-	14.058.741.196	-	426.600.903	18.852.596.591
3	Kab. Kerinci	73.476.584	172.368.833	561.965.688	-	8.676.083.233	427.352.146	-	9.911.246.484
4	Kab. Merangin	-	-	238.695.336	-	25.464.199.414	-	274.036.552	25.976.931.302
5	Kab. Muaro Jambi	-	-	6.308.193.168	299.952.720	109.398.249.938	-	-	116.006.395.826
6	Kab. Sarolangun	184.729.982	713.435.804	3.044.422.584	68.040.000	59.960.643.467	-	212.336.387	64.183.608.224
7	Kab. Tanjung Jabung Barat	939.164.276	1.410.478.137	3.849.780.960	2.022.866.784	80.491.844.270	-	-	88.714.134.427
8	Kab. Tanjung Jabung Timur	323.443.754	378.517.865	751.645.008	1.211.824.152	81.612.627.730	-	-	84.278.058.509
9	Kab. Tebo	397.414.438	382.903.306	3.053.222.424	283.002.336	36.942.171.027	-	-	41.058.713.531
10	Kota Jambi	-	17.400.857.799	-	-	31.974.517.662	-	-	49.375.375.461
11	Kota Sungai Penuh	14.278.050	239.580.457	-	-	3.808.070.960	359.455.417	-	4.421.384.884
		1.468.161.060	4.951.287.659	12.511.288.350	2.498.852.916	329.706.624.947	134.869.154	10.465.565.668	361.736.649.754
<b>VII</b>	<b>Provinsi Sumatera Selatan</b>								
1	Kab. Lahat	349.420.062	1.035.161.059	1.903.807.152	-	60.951.928.665	-	16.085.846.849	80.326.163.787
2	Kab. Musi Banyuasin	-	-	12.410.453.232	2.650.927.176	453.981.974.438	-	1.502.760.798	470.546.115.644
3	Kab. Musi Rawas	644.332.845	842.533.632	9.738.039.024	1.058.330.448	181.760.631.006	78.585.292	411.698.294	194.534.150.541
4	Kab. Muara Enim	484.271.890	5.765.199.921	6.150.731.112	1.575.541.368	251.296.579.764	460.891.327	23.052.107.471	288.785.322.853
5	Kab. Ogan Komering Ilir	995.139.505	304.154.321	7.329.969.936	4.110.734.448	29.639.626.412	-	-	42.379.624.622
6	Kab. Ogan Komering Ulu	505.807.294	2.728.576.178	1.463.409.504	70.235.424	57.237.866.073	-	557.289.635	62.563.184.108
7	Kota Palembang	-	-	-	-	15.348.080.366	-	-	15.348.080.366
8	Kota Pagar Alam	-	1.102.832.084	357.601.392	-	14.081.865.142	-	-	15.542.298.618
9	Kota Lubuk Linggau	-	2.975.749.603	-	-	11.912.125.447	-	-	14.887.875.050
10	Kota Prabumulih	-	2.963.713.797	-	-	33.863.202.279	-	-	36.826.916.076
11	Kab. Banyuasin	1.342.724.158	980.542.613	6.906.411.864	458.019.360	117.951.737.752	-	7.843.232	127.647.278.979
12	Kab. Ogan Ilir	241.386.693	151.455.843	2.433.980.664	-	47.136.111.237	-	-	49.962.934.437
13	Kab. Ogan Komering Ulu Timur	848.532.546	579.616.778	1.350.749.520	71.623.440	15.813.798.516	-	184.395.256	18.848.716.056



MENTERI KEUANGAN  
REPUBLIK INDONESIA

- 6 -

No	Daerah	Dana Bagi Hasil Pajak Bumi dan Bangunan Bagian Daerah							Jumlah
		Sektor Pedesaan	Sektor Perkotaan	Sektor Perkebunan	Sektor Perhutanan	Sektor Pertambangan			
						Migas	Non Migas		
						Panas Bumi	Non Migas Lainnya		
14	Kab. Ogan Komering Ulu Selatan	210.149.415	181.000.864	-	-	14.692.797.753	-	60.321.149	15.144.269.181
15	Kab. Empat Lawang	250.879.849	194.613.961	-	-	13.158.174.956	-	-	13.603.668.766
<b>VIII</b>	<b>Provinsi Bangka Belitung</b>	335.125.047	1.876.264.525	3.989.051.388	-	21.325.418.426	-	3.157.355.184	30.683.214.570
1	Kab. Bangka	605.533.396	1.901.927.874	2.758.952.664	-	13.688.443.643	-	2.755.905.762	21.710.763.339
2	Kab. Belitung	253.972.115	2.736.430.781	3.269.379.024	-	11.662.258.229	-	550.587.837	18.472.627.986
3	Kota Pangkal Pinang	-	-	-	-	11.117.152.687	-	-	11.117.152.687
4	Kab. Bangka Selatan	208.666.743	469.746.891	829.974.600	-	13.326.352.242	-	2.441.777.450	17.276.517.926
5	Kab. Bangka Tengah	151.958.103	1.744.214.757	909.585.288	-	12.291.850.744	-	1.704.225.269	16.801.834.161
6	Kab. Bangka Barat	120.369.842	652.737.806	4.423.008.888	-	11.836.168.561	-	4.072.721.090	21.105.006.187
7	Kab. Belitung Timur	-	-	3.765.305.088	-	11.379.447.611	-	1.104.203.336	16.248.956.035
<b>IX</b>	<b>Provinsi Bengkulu</b>	222.992.121	2.464.265.420	2.700.222.318	1.282.554	24.444.996.433	1.969.137.657	126.859.273	31.929.755.776
1	Kab. Bengkulu Selatan	122.358.522	558.094.442	6.024.456	-	8.141.903.136	-	-	8.828.380.556
2	Kab. Bengkulu Utara	-	-	3.807.382.320	-	10.043.261.090	3.159.753.176	186.756.582	17.197.153.168
3	Kab. Rejang Lebong	119.511.484	1.336.665.650	41.625.576	-	8.836.366.820	1.092.890.102	-	11.427.059.632
4	Kota Bengkulu	-	6.812.681.252	-	-	7.562.210.345	-	-	14.374.891.597
5	Kab. Kaur	111.234.840	20.135.157	198.288	-	11.951.311.965	-	-	12.082.880.250
6	Kab. Seluma	160.179.607	23.538.695	1.363.020.696	5.130.216	11.106.743.882	-	-	12.658.613.096
7	Kab. Mukomuko	-	-	4.539.733.128	-	12.676.606.770	-	-	17.216.339.898
8	Kab. Lebong	60.829.675	361.198.539	27.694.872	-	11.652.418.350	3.623.907.354	309.826.202	16.035.874.992
9	Kab. Kepahiang	82.381.274	654.395.408	-	-	10.130.111.043	-	-	10.866.887.725
10	Kab. Bengkulu Tengah	235.473.093	90.352.550	1.015.209.936	-	5.679.052.347	-	10.854.314	7.030.942.240
<b>X</b>	<b>Provinsi Lampung</b>	1.230.193.834	3.190.586.781	9.006.623.442	46.736.838	59.194.644.098	777.109.613	53.723.310	73.499.617.916
1	Kab. Lampung Barat	319.876.218	739.652.744	208.760.328	-	15.114.442.291	-	-	16.382.731.581
2	Kab. Lampung Selatan	1.181.188.870	1.009.975.751	3.902.657.760	-	13.482.750.973	-	708.823	19.577.282.177
3	Kab. Lampung Tengah	-	-	14.015.590.704	-	28.540.737.305	-	-	42.556.328.009
4	Kab. Lampung Utara	430.029.272	1.605.926.065	3.236.649.192	-	15.746.576.376	-	-	21.019.180.905

15



MENTERI KEUANGAN  
REPUBLIK INDONESIA

- 7 -

No	Daerah	Dana Bagi Hasil Pajak Bumi dan Bangunan Bagian Daerah							Jumlah
		Sektor Pedesaan	Sektor Perkotaan	Sektor Perkebunan	Sektor Perhutanan	Sektor Pertambangan			
						Migas	Non Migas		
					Panas Bumi		Non Migas Lainnya		
		1.379.836.621	5.280.156.909	308.054.016	-	59.258.807.403	-	-	66.226.854.949
5	Kab. Lampung Timur	685.719.870	590.110.036	281.745.216	-	10.056.924.321	3.108.438.453	213.847.735	14.936.785.631
6	Kab. Tanggamus	160.368.833	2.052.778.713	5.125.032.000	-	26.539.262.070	-	-	33.877.441.616
7	Kab. Tulang Bawang	-	-	2.815.114.824	186.947.352	18.112.131.478	-	-	21.114.193.654
8	Kab. Way Kanan	-	-	-	-	10.394.899.474	-	-	10.394.899.474
9	Kota Bandar Lampung	-	-	-	-	10.740.521.610	-	-	10.740.521.610
10	Kota Metro	334.956.485	304.802.470	1.221.878.520	-	7.254.791.659	-	336.691	9.116.765.825
11	Kab. Pesawaran	249.382.559	661.583.746	-	-	5.759.899.631	-	-	6.670.865.936
12	Kab. Pringsewu	179.416.620	517.360.701	4.178.244.384	-	6.598.291.818	-	-	11.473.313.523
13	Kab. Mesuji	-	-	732.766.824	-	9.178.540.008	-	-	9.911.306.832
14	Kab. Tulang Bawang Barat	-	-	-	-	176.902.103.197	-	-	176.902.103.197
<b>XI</b>	<b>Provinsi DKI Jakarta</b>	-	-	-	-	-	-	-	266.909.372.511
<b>XII</b>	<b>Provinsi Jawa Barat</b>	10.020.331.163	42.886.972.188	9.664.272.486	2.119.229.406	182.434.967.507	19.783.599.761	-	54.404.311.878
1	Kab. Bandung	-	-	7.534.546.776	32.793.336	14.935.917.084	31.901.054.682	-	73.202.011.254
2	Kab. Bekasi	-	-	-	-	73.202.011.254	-	-	46.452.758.319
3	Kab. Bogor	-	-	3.211.291.656	-	34.643.431.712	8.598.034.951	-	35.499.130.478
4	Kab. Ciamis	5.496.043.357	5.102.922.777	889.601.616	955.086.552	22.992.918.256	62.557.920	-	56.369.449.451
5	Kab. Cianjur	3.253.468.564	26.102.796.525	2.705.354.640	518.894.424	23.788.935.298	-	-	43.924.231.352
6	Kab. Cirebon	6.354.146.562	14.898.162.274	-	143.030.448	22.528.892.068	-	-	60.526.747.096
7	Kab. Garut	3.082.024.266	10.155.873.120	4.905.939.312	171.079.128	21.471.124.550	20.740.706.720	-	122.593.653.693
8	Kab. Indramayu	4.400.746.041	20.512.236.562	1.507.829.904	1.048.608.504	95.124.232.682	-	-	98.494.916.957
9	Kab. Karawang	-	-	-	585.145.296	97.909.771.661	-	-	24.873.197.631
10	Kab. Kuningan	2.973.428.659	6.242.713.973	89.532.864	456.491.376	15.111.030.759	-	-	39.113.135.155
11	Kab. Majalengka	-	-	1.251.065.736	295.701.192	37.360.093.627	206.274.600	-	57.725.233.470
12	Kab. Purwakarta	2.792.141.174	40.195.329.491	680.575.608	619.891.056	13.437.296.141	-	-	125.907.834.513
13	Kab. Subang	4.252.698.077	15.209.135.793	5.954.597.064	507.739.752	99.983.663.827	-	-	45.089.242.308
14	Kab. Sukabumi	-	-	6.402.726.648	1.383.430.752	21.692.716.526	15.610.368.382	-	

W



MENTERI KEUANGAN  
REPUBLIK INDONESIA

- 8 -

No	Daerah	Dana Bagi Hasil Pajak Bumi dan Bangunan Bagian Daerah							Jumlah
		Sektor Pedesaan	Sektor Perkotaan	Sektor Perkebunan	Sektor Perhutanan	Sektor Pertambangan			
						Migas	Non Migas		
					Panas Bumi		Non Migas Lainnya		
15	Kab. Sumedang	2.509.057.515	20.740.605.008	-	581.987.592	13.851.573.619	165.862.080	-	37.849.085.814
16	Kab. Tasikmalaya	4.967.570.452	2.520.708.360	1.529.653.896	736.629.552	18.877.373.613	1.849.539.718	-	30.481.475.591
17	Kota Bandung	-	-	-	-	16.297.990.247	-	-	16.297.990.247
18	Kota Bekasi	-	-	-	-	17.137.655.788	-	-	17.137.655.788
19	Kota Bogor	-	-	-	-	8.685.989.418	-	-	8.685.989.418
20	Kota Cirebon	-	-	-	-	7.197.660.199	-	-	7.197.660.199
21	Kota Depok	-	-	-	-	12.868.105.381	-	-	12.868.105.381
22	Kota Sukabumi	-	9.867.404.882	-	-	4.664.743.154	-	-	14.532.148.036
23	Kota Cimahi	-	-	-	-	5.435.563.027	-	-	5.435.563.027
24	Kota Tasikmalaya	-	-	-	13.772.592	6.966.026.237	-	-	6.979.798.829
25	Kota Banjar	-	-	124.333.056	55.118.880	14.242.100.165	-	-	14.421.552.101
26	Kab. Bandung Barat	-	-	1.870.041.168	371.517.192	9.333.053.779	-	-	11.574.612.139
<b>XIII</b>	<b>Provinsi Banten</b>	5.401.104.154	200.630.477.215	947.473.524	280.411.956	30.477.961.668	-	180.010.300	237.917.438.817
1	Kab. Lebak	1.427.148.003	2.832.576.921	2.765.781.288	478.159.848	28.975.500.953	-	83.336.675	36.562.503.688
2	Kab. Pandeglang	-	-	906.327.792	561.274.272	24.277.585.510	-	636.704.531	26.381.892.105
3	Kab. Serang	4.902.114.567	24.517.913.158	117.785.016	82.213.704	14.334.788.954	-	-	43.954.815.399
4	Kab. Tangerang	15.275.154.054	176.398.942.336	-	-	22.147.548.259	-	-	213.821.644.649
5	Kota Cilegon	-	81.800.252.359	-	-	5.919.654.514	-	-	87.719.906.873
6	Kota Tangerang	-	302.476.991.217	-	-	13.706.741.568	-	-	316.183.732.785
7	Kota Serang	-	15.865.543.848	-	-	5.311.012.768	-	-	21.176.556.616
8	Kota Tangerang Selatan	-	198.629.689.028	-	-	7.239.014.159	-	-	205.868.703.187
<b>XIV</b>	<b>Provinsi Jawa Tengah</b>	7.106.172.859	19.755.332.479	5.504.680.458	8.527.706.406	117.830.936.856	444.856.337	269.340.541	159.439.025.936
1	Kab. Banjarmegara	3.023.754.920	11.146.945.505	1.913.544	782.415.288	10.713.523.994	1.013.680.429	-	26.682.233.680
2	Kab. Banyumas	-	-	623.513.376	1.558.091.376	22.897.170.108	-	528.793.417	25.607.568.277
3	Kab. Batang	-	-	3.100.137.624	894.611.304	9.521.946.514	-	-	13.516.695.442
4	Kab. Blora	1.763.185.988	2.683.477.538	-	5.474.096.640	37.765.691.970	-	-	47.686.452.136

1/4






MENTERI KEUANGAN  
REPUBLIK INDONESIA

- 9 -

No	Daerah	Dana Bagi Hasil Pajak Bumi dan Bangunan Bagian Daerah							Jumlah
		Sektor Pedesaan	Sektor Perkotaan	Sektor Perkebunan	Sektor Perhutanan	Sektor Pertambangan			
						Migas	Non Migas		
					Panas Bumi		Non Migas Lainnya		
5	Kab. Boyolali	-	-	-	567.658.368	10.946.071.475	-	-	11.513.729.843
6	Kab. Brebes	4.292.161.830	10.601.446.797	489.733.128	1.804.997.520	19.628.098.125	-	-	36.816.437.400
7	Kab. Cilacap	-	-	3.490.985.952	3.100.820.616	31.947.791.564	-	466.827.981	39.006.426.113
8	Kab. Demak	-	-	-	285.078.528	13.225.862.939	-	-	13.510.941.467
9	Kab. Grobogan	-	-	-	3.130.219.080	22.135.651.026	-	-	25.265.870.106
10	Kab. Jepara	2.900.897.611	10.797.335.044	2.710.918.368	788.807.808	15.543.359.055	-	27.206.887	32.768.524.773
11	Kab. Karanganyar	-	-	477.193.032	5.023.944	9.488.359.631	-	-	9.970.576.607
12	Kab. Kebumen	-	-	-	1.085.876.928	15.735.543.376	-	-	16.821.420.304
13	Kab. Kendal	4.191.848.091	7.877.086.985	2.863.918.296	993.781.224	18.866.621.842	-	-	34.793.256.438
14	Kab. Klaten	-	-	-	61.600.176	12.069.145.932	-	-	12.130.746.108
15	Kab. Kudus	-	-	233.084.952	110.215.728	20.695.160.191	-	-	21.038.460.871
16	Kab. Magelang	-	-	32.845.176	300.524.256	11.801.715.798	-	-	12.135.085.230
17	Kab. Pati	3.575.526.178	6.144.041.662	1.008.397.512	1.658.582.568	16.779.685.480	-	-	29.166.233.400
18	Kab. Pekalongan	-	-	1.201.513.176	1.106.176.824	10.916.902.201	-	-	13.224.592.201
19	Kab. Pemasang	-	-	551.118.168	1.502.591.472	14.760.701.991	-	-	16.814.411.631
20	Kab. Purbalingga	2.564.683.143	10.534.374.037	6.354.936	417.486.312	9.977.234.900	-	-	23.500.133.328
21	Kab. Purworejo	-	-	-	594.192.672	9.766.029.170	-	-	10.360.221.842
22	Kab. Rembang	-	-	-	1.751.011.344	15.166.572.512	-	54.533.885	16.972.117.741
23	Kab. Semarang	-	-	2.258.913.744	511.454.088	9.778.816.690	-	-	12.549.184.522
24	Kab. Sragen	2.933.507.325	4.907.635.479	1.562.950.728	250.314.624	10.824.412.175	-	-	20.478.820.331
25	Kab. Sukoharjo	-	-	280.511.424	7.160.400	9.382.055.601	-	-	9.669.727.425
26	Kab. Tegal	-	-	248.368.032	1.189.818.720	15.349.305.138	-	-	16.787.491.890
27	Kab. Temanggung	-	-	575.238.024	1.142.762.904	8.132.206.669	-	-	9.850.207.597
28	Kab. Wonogiri	3.179.126.364	5.150.366.867	-	670.476.528	12.474.717.800	-	-	21.474.687.559
29	Kab. Wonosobo	-	-	278.044.488	1.736.682.120	10.115.887.231	765.744.923	-	12.896.358.762
30	Kota Magelang	-	-	-	4.688.280	2.887.352.310	-	-	2.892.040.590



MENTERI KEUANGAN  
REPUBLIK INDONESIA

- 10 -

No	Daerah	Dana Bagi Hasil Pajak Bumi dan Bangunan Bagian Daerah							Jumlah
		Sektor Pedesaan	Sektor Perkotaan	Sektor Perkebunan	Sektor Perhutanan	Sektor Pertambangan			
						Migas	Non Migas		
						Panas Bumi	Non Migas Lainnya		
31	Kota Pekalongan	-	-	-	16.117.056	5.451.847.832	-	-	5.467.964.888
32	Kota Salatiga	-	9.178.620.018	23.068.152	6.656.904	3.278.552.199	-	-	12.486.897.273
33	Kota Semarang	-	-	-	600.834.024	14.139.694.250	-	-	14.740.528.274
34	Kota Surakarta	-	-	-	-	5.408.339.274	-	-	5.408.339.274
35	Kota Tegal	-	-	-	-	3.751.720.517	-	-	3.751.720.517
<b>XV</b>	<b>Provinsi DI Yogyakarta</b>	977.941.429	2.185.712.479	-	-	10.253.871.257	-	6.134.373	13.423.659.538
1	Kab. Bantul	-	-	-	-	9.389.870.531	-	-	9.389.870.531
2	Kab. Gunung Kidul	2.237.238.790	3.585.541.909	-	-	10.112.664.899	-	24.537.492	15.959.983.090
3	Kab. Kulon Progo	1.674.526.928	5.157.308.008	-	-	6.114.369.336	-	-	12.946.204.272
4	Kab. Sleman	-	-	-	-	10.787.062.317	-	-	10.787.062.317
5	Kota Yogyakarta	-	-	-	-	4.611.517.955	-	-	4.611.517.955
<b>XVI</b>	<b>Provinsi Jawa Timur</b>	15.006.361.546	31.494.120.438	8.398.758.942	8.626.931.244	222.572.399.622	715.532.771	5.100.177	286.819.204.740
1	Kab. Bangkalan	627.153.126	2.191.993.526	-	-	51.139.158.003	-	-	53.958.304.655
2	Kab. Banyuwangi	-	-	8.469.267.336	3.208.937.472	19.638.345.346	-	-	31.316.550.154
3	Kab. Blitar	3.829.019.287	7.892.048.084	1.301.655.096	641.346.984	13.253.064.692	-	-	26.917.134.143
4	Kab. Bojonegoro	-	-	-	4.033.860.264	118.713.211.081	-	-	122.747.071.345
5	Kab. Bondowoso	1.496.438.980	2.976.573.802	1.239.770.448	934.580.592	9.319.118.692	-	-	15.966.482.514
6	Kab. Gresik	-	-	-	-	48.251.136.076	-	10.843.386	48.261.979.462
7	Kab. Jember	-	-	7.178.732.568	901.662.840	20.352.305.973	2.862.131.086	-	31.294.832.467
8	Kab. Jombang	4.412.236.347	10.464.580.858	18.924.192	1.314.701.280	22.318.877.477	-	1.804.529	38.531.124.683
9	Kab. Kediri	-	-	5.001.078.024	693.406.656	16.484.610.377	-	-	22.179.095.057
10	Kab. Lamongan	5.456.677.203	5.003.977.871	-	1.382.680.368	29.131.519.450	-	-	40.974.854.892
11	Kab. Lumajang	1.926.656.050	5.016.080.028	3.204.792.864	538.200.936	12.573.892.870	-	-	23.259.622.748
12	Kab. Madiun	3.126.174.694	3.452.805.304	190.235.952	2.152.569.168	9.824.251.142	-	-	18.746.036.260
13	Kab. Magetan	3.588.413.528	1.729.897.725	175.388.328	170.381.880	8.799.463.695	-	-	14.463.545.156
14	Kab. Malang	11.194.217.350	23.647.651.464	3.697.627.320	2.742.724.152	20.262.367.209	-	-	61.544.587.495



MENTERI KEUANGAN  
REPUBLIC INDONESIA

-11-

No	Daerah	Dana Bagi Hasil Pajak Bumi dan Bangunan Bagian Daerah							Jumlah
		Sektor Pedesaan	Sektor Perkotaan	Sektor Perkebunan	Sektor Perhutanan	Sektor Pertambangan			
						Migas	Non Migas		
							Panas Bumi	Non Migas Lainnya	
15	Kab. Mojokerto	-	-	36.989.784	645.161.112	27.884.307.041	-	-	28.566.457.937
16	Kab. Nganjuk	5.158.430.048	5.031.588.953	117.008.064	1.910.702.520	15.420.727.101	-	-	27.638.456.686
17	Kab. Ngawi	3.889.710.940	2.429.706.980	656.369.568	2.443.428.504	12.759.342.498	-	-	22.178.558.490
18	Kab. Pacitan	1.952.280.904	2.509.490.490	-	123.173.136	10.571.933.715	-	7.077.789	15.163.956.034
19	Kab. Pamekasan	786.188.043	1.722.049.722	-	737.601.552	26.137.573.061	-	-	29.383.412.378
20	Kab. Pasuruan	-	-	845.698.320	-	25.083.417.796	-	-	25.929.116.116
21	Kab. Ponorogo	-	-	7.990.488	1.828.950.192	14.999.090.843	-	675.008	16.836.706.531
22	Kab. Probolinggo	2.461.901.549	6.447.716.653	355.234.248	886.520.376	22.182.982.158	-	-	32.334.354.984
23	Kab. Sampang	778.168.500	1.459.875.912	-	-	35.812.483.385	-	-	38.050.527.797
24	Kab. Sidoarjo	-	-	124.740.648	-	48.993.338.204	-	-	49.118.078.852
25	Kab. Situbondo	759.652.669	2.217.863.184	707.422.248	1.182.165.840	14.350.675.469	-	-	19.217.779.410
26	Kab. Sumenep	1.045.362.459	1.704.116.169	-	-	99.016.022.721	-	-	101.765.501.349
27	Kab. Trenggalek	2.725.747.542	4.432.779.936	36.274.392	1.406.688.768	11.205.823.217	-	-	19.807.313.855
28	Kab. Tuban	-	-	-	3.252.133.800	44.148.905.917	-	-	47.401.039.717
29	Kab. Tulungagung	4.811.016.995	14.828.763.483	229.835.880	970.554.312	11.246.986.282	-	-	32.087.156.952
30	Kota Blitar	-	8.993.591.948	-	5.351.832	3.904.611.670	-	-	12.903.555.450
31	Kota Kediri	-	-	-	58.043.952	3.891.822.103	-	-	3.949.866.055
32	Kota Madiun	-	11.823.329.682	-	-	3.968.881.081	-	-	15.792.210.763
33	Kota Malang	-	-	-	-	7.727.684.905	-	-	7.727.684.905
34	Kota Mojokerto	-	-	-	-	5.350.065.796	-	-	5.350.065.796
35	Kota Pasuruan	-	-	-	-	5.540.847.276	-	-	5.540.847.276
36	Kota Probolinggo	-	-	-	-	11.155.006.500	-	-	11.155.006.500
37	Kota Surabaya	-	-	-	-	22.162.629.049	-	-	22.162.629.049
38	Kota Batu	-	-	-	342.196.488	6.713.118.666	-	-	7.055.315.154
<b>XVII</b>	<b>Provinsi Kalimantan Barat</b>	<b>553.827.000</b>	<b>2.709.798.589</b>	<b>9.686.023.740</b>	<b>1.949.354.586</b>	<b>53.249.481.314</b>	<b>-</b>	<b>2.766.724.314</b>	<b>70.915.209.543</b>
1	Kab. Bengkayang	106.766.706	246.473.280	963.761.328	-	13.367.682.030	-	40.818.889	14.725.502.233

2/15



MENTERI KEUANGAN  
REPUBLIK INDONESIA

- 12 -

No	Daerah	Dana Bagi Hasil Pajak Bumi dan Bangunan Bagian Daerah							Jumlah
		Sektor Pedesaan	Sektor Perkotaan	Sektor Perkebunan	Sektor Perhutanan	Sektor Pertambangan			
						Migas	Non Migas		
						Panas Bumi	Non Migas Lainnya		
		151.887.637	212.713.151	2.808.621.864	246.490.128	20.006.759.254	-	21.728.934	23.448.200.968
2	Kab. Landak								31.992.277.141
3	Kab. Kapuas Hulu	82.198.579	428.142.093	3.216.136.104	1.586.677.248	26.679.123.117	-	-	45.828.116.448
4	Kab. Ketapang	171.259.344	2.204.523.433	11.435.158.152	2.488.933.008	19.431.919.980	-	10.096.322.531	7.787.891.240
5	Kab. Pontianak	300.124.246	725.009.524	-	-	6.743.725.607	-	19.031.863	20.114.679.238
6	Kab. Sambas	218.649.456	1.251.431.745	1.854.016.776	-	16.783.378.783	-	7.202.478	28.991.703.221
7	Kab. Sanggau	479.683.664	928.241.816	8.661.486.168	379.547.856	18.218.541.629	-	324.202.088	29.999.746.146
8	Kab. Sintang	336.277.886	1.288.467.046	4.827.339.504	2.375.634.096	20.639.956.749	-	532.070.865	10.621.928.856
9	Kota Pontianak	-	-	-	-	10.621.928.856	-	-	10.621.928.856
10	Kota Singkawang	-	3.270.620.964	86.635.656	-	7.313.752.049	-	16.645.496	10.687.654.165
11	Kab. Sekadau	251.099.337	141.261.516	3.132.071.712	138.640.896	13.376.464.615	-	8.874.126	17.048.412.202
12	Kab. Melawi	84.716.953	97.564.976	490.050.648	428.955.264	16.356.499.523	-	-	17.457.787.364
13	Kab. Kayong Utara	32.644.207	44.744.822	163.756.728	-	11.645.243.563	-	-	11.886.389.320
14	Kab. Kubu Raya	-	-	1.105.060.320	152.539.848	11.812.949.524	-	-	13.070.549.692
<b>XVIII</b>	<b>Provinsi Kalimantan Tengah</b>	280.296.622	4.074.021.716	14.440.378.194	5.874.728.796	68.117.441.991	-	2.416.825.207	95.203.692.526
1	Kab. Barito Selatan	16.681.869	406.150.326	-	134.940.816	30.118.854.155	-	990.308.357	31.666.935.523
2	Kab. Barito Utara	45.771.370	715.389.104	139.175.496	4.115.553.624	33.890.371.912	-	1.535.354.045	40.441.615.551
3	Kab. Kapuas	116.128.385	1.118.298.017	1.868.929.200	1.031.411.880	20.442.601.213	-	3.621.603.523	28.198.972.218
4	Kab. Kotawaringin Barat	425.377.761	2.134.240.222	12.330.596.952	2.705.668.920	12.984.539.295	-	6.253.362	30.586.676.512
5	Kab. Kotawaringin Timur	118.311.066	2.398.360.758	20.536.664.832	472.120.488	18.495.392.464	-	52.828.687	42.073.678.295
6	Kota Palangkaraya	-	7.240.491.954	-	-	7.220.547.539	-	-	14.461.039.493
7	Kab. Barito Timur	13.595.839	238.290.021	1.590.089.616	-	22.855.239.669	-	854.313.498	25.551.528.643
8	Kab. Murung Raya	49.478.971	885.723.494	-	1.477.852.776	24.956.839.938	-	2.013.873.208	29.383.768.387
9	Kab. Pulang Pisau	124.587.154	298.493.766	-	-	14.665.354.445	-	-	15.088.435.365
10	Kab. Gunung Mas	69.701.725	341.025.416	820.761.984	765.400.104	15.216.819.642	-	365.025.470	17.578.734.341
11	Kab. Lamandau	64.074.121	95.577.338	3.292.572.888	1.580.217.984	16.887.015.320	-	35.539.896	21.954.997.547
12	Kab. Sukamara	47.448.196	280.088.735	1.492.448.976	-	16.118.495.835	-	-	17.938.481.742



MENTERI KEUANGAN  
REPUBLIK INDONESIA

-13-

No	Daerah	Dana Bagi Hasil Pajak Bumi dan Bangunan Bagian Daerah							Jumlah
		Sektor Pedesaan	Sektor Perkotaan	Sektor Perkebunan	Sektor Perhutanan	Sektor Pertambangan			
						Migas	Non Migas		
					Panas Bumi		Non Migas Lainnya		
13	Kab. Katingan	-	-	469.989.216	5.167.309.464	16.794.907.039	-	169.399.200	22.601.604.919
14	Kab. Seruyan	30.030.049	143.957.732	15.220.283.616	6.048.439.128	21.822.789.521	-	22.801.596	43.288.301.642
<b>XIX</b>	<b>Provinsi Kalimantan Selatan</b>	686.544.222	4.901.597.432	5.798.942.280	347.803.308	61.865.456.572	-	6.606.340.553	80.206.684.367
1	Kab. Banjar	144.724.590	5.689.147.782	744.005.736	34.520.256	27.755.046.444	-	4.181.284.610	38.548.729.418
2	Kab. Barito Kuala	227.059.901	148.288.640	364.969.152	-	13.790.104.341	-	-	14.530.422.034
3	Kab. Hulu Sungai Selatan	148.424.486	401.602.380	385.078.536	-	19.647.996.392	-	471.065.613	21.054.167.407
4	Kab. Hulu Sungai Tengah	110.173.295	496.179.804	-	-	14.658.577.334	-	20.204.788	15.285.135.221
5	Kab. Hulu Sungai Utara	171.020.437	154.558.968	576.204.840	-	18.196.676.187	-	-	19.098.460.432
6	Kab. Kotabaru	678.990.243	1.413.097.990	14.742.544.320	670.816.728	13.818.990.047	-	3.713.692.165	35.038.131.493
7	Kab. Tabalong	394.880.504	428.071.183	1.030.651.128	57.998.592	51.331.169.167	-	3.127.422.155	56.370.192.729
8	Kab. Tanah Laut	374.097.524	818.201.096	2.936.691.936	317.059.920	13.028.330.008	-	2.776.190.362	20.250.570.846
9	Kab. Tapin	126.693.171	351.677.513	1.184.615.280	-	21.757.732.795	-	2.692.103.813	26.112.822.572
10	Kota Banjarbaru	-	7.833.650.685	-	-	8.182.488.815	-	130.342.254	16.146.481.754
11	Kota Banjarmasin	-	-	-	-	8.605.511.415	-	-	8.605.511.415
12	Kab. Balangan	110.886.128	208.232.156	377.321.328	-	25.237.628.038	-	2.283.365.145	28.217.432.795
13	Kab. Tanah Bumbu	259.226.625	1.663.681.542	853.686.864	310.817.736	11.451.575.330	-	7.029.691.321	21.568.679.418
<b>XX</b>	<b>Provinsi Kalimantan Timur</b>	223.998.453	2.484.329.652	12.856.909.842	4.524.708.924	418.573.622.679	-	8.060.274.013	446.723.843.563
1	Kab. Berau	-	-	2.053.116.720	1.733.766.768	29.472.005.415	-	637.812.997	33.896.701.900
2	Kab. Bulungan	86.397.478	533.008.146	936.882.288	1.988.704.224	189.104.990.358	-	831.457.001	193.481.439.495
3	Kab. Kutai Kartanegara	237.320.110	2.814.855.706	12.572.039.160	1.123.584.048	656.631.496.148	-	17.899.534.100	691.278.829.272
4	Kab. Kutai Barat	-	-	3.309.236.856	5.581.497.456	39.174.029.349	-	4.796.855.342	52.861.619.003
5	Kab. Kutai Timur	129.416.955	1.109.971.941	12.171.881.664	3.673.206.792	119.867.239.509	-	4.074.522.797	141.026.239.658
6	Kab. Malinau	70.543.429	142.315.666	-	909.701.928	39.149.481.680	-	1.083.919.869	41.355.962.572
7	Kab. Nunukan	29.152.651	1.590.859.839	4.249.312.488	604.936.512	98.427.923.929	-	403.549.135	105.305.734.554
8	Kab. Pasir	235.281.505	926.775.680	10.988.760.024	1.779.648.408	78.883.309.929	-	691.698.052	93.505.473.598
9	Kota Balikpapan	-	-	-	-	39.660.801.974	-	-	39.660.801.974



MENTERI KEUANGAN  
REPUBLIK INDONESIA

-14-

No	Daerah	Dana Bagi Hasil Pajak Bumi dan Bangunan Bagian Daerah							Jumlah
		Sektor Pedesaan	Sektor Perkotaan	Sektor Perkebunan	Sektor Perhutanan	Sektor Pertambangan			
						Migas	Non Migas		
							Panas Bumi	Non Migas Lainnya	
10	Kota Bontang	-	-	-	-	87.391.337.237	-	-	87.391.337.237
11	Kota Samarinda	-	-	-	-	73.827.897.113	-	1.646.965.230	75.474.862.343
12	Kota Tarakan	-	-	-	-	100.034.240.690	-	-	100.034.240.690
13	Kab. Penajam Paser Utara	32.938.962	2.818.898.642	4.715.681.328	703.789.560	98.164.122.309	-	174.781.540	106.610.212.341
14	Kab. Tana Tidung	74.942.737	633.002	430.728.840	-	24.505.615.094	-	-	25.011.919.673
<b>XXI</b>	<b>Provinsi Sulawesi Utara</b>	<b>652.781.003</b>	<b>13.096.645.195</b>	<b>12.576.870</b>	<b>51.111.972</b>	<b>25.935.274.282</b>	<b>3.711.148.522</b>	<b>420.080.589</b>	<b>43.879.618.433</b>
1	Kab. Bolaang Mongondow	461.416.264	155.219.780	15.610.320	-	6.998.350.639	3.064.215.258	11.091.738	10.705.903.999
2	Kab. Minahasa	365.821.577	2.709.298.828	1.763.208	-	9.737.169.626	5.014.761.210	-	17.828.814.449
3	Kab. Sangihe	183.348.135	1.259.739.241	-	-	4.036.360.174	-	-	5.479.447.550
4	Kota Bitung	-	10.939.752.752	13.302.792	-	6.942.202.757	-	4.648.208	17.899.906.509
5	Kota Manado	-	27.708.107.299	-	-	6.084.454.247	282.157.425	-	34.074.718.971
6	Kab. Kepulauan Talaud	267.168.154	506.213.675	-	-	8.186.277.748	-	35.296.731	8.994.956.308
7	Kab. Minahasa Selatan	313.398.126	721.595.288	7.117.632	-	8.387.383.352	416.241.439	-	9.845.735.837
8	Kota Tomohon	-	2.770.559.047	-	-	9.579.386.299	2.127.232.653	-	14.477.177.999
9	Kab. Minahasa Utara	235.379.386	3.043.627.924	2.412.504	-	8.869.689.922	1.057.356.730	79.531.287	13.287.997.753
10	Kota Kotamobagu	-	1.863.214.433	-	-	6.045.641.492	238.376.066	-	8.147.231.991
11	Kab. Bolaang Mongondow Utara	209.987.179	4.131.460	-	-	7.399.645.296	-	-	7.613.763.935
12	Kab. Kepulauan Siau Tagulandang Biaro	150.759.338	266.458.787	-	-	5.306.786.750	-	-	5.724.004.875
13	Kab. Minahasa Tenggara	150.121.605	397.392.147	10.016.784	-	7.210.310.907	-	900.497	7.768.741.940
14	Kab. Bolaang Mongondow Timur	117.338.333	29.708.902	-	-	4.268.769.388	2.644.253.321	1.548.853.904	8.608.923.848
15	Kab. Bolaang Mongondow Selatan	156.385.932	11.561.238	84.240	204.447.888	4.688.668.552	-	-	5.061.147.850
<b>XXII</b>	<b>Provinsi Gorontalo</b>	<b>283.921.215</b>	<b>1.006.975.126</b>	<b>323.332.074</b>	<b>99.247.518</b>	<b>11.340.739.182</b>	<b>-</b>	<b>19.694.791</b>	<b>13.073.909.906</b>
1	Kab. Boalemo	261.760.669	444.908.148	608.325.552	358.603.848	8.337.882.528	-	-	10.011.480.745
2	Kab. Gorontalo	373.973.362	1.755.069.546	498.409.200	-	5.227.578.222	-	11.424.618	7.866.454.948
3	Kota Gorontalo	-	-	-	-	3.963.365.594	-	-	3.963.365.594
4	Kab. Pohuwato	253.817.221	912.693.189	128.258.640	38.386.224	9.394.933.505	-	38.846.438	10.766.935.217

MK



MENTERI KEUANGAN  
REPUBLIK INDONESIA

- 15 -

No	Daerah	Dana Bagi Hasil Pajak Bumi dan Bangunan Bagian Daerah						Jumlah	
		Sektor Pedesaan	Sektor Perkotaan	Sektor Perkebunan	Sektor Perhutanan	Sektor Pertambangan			
						Migas	Non Migas		
						Panas Bumi	Non Migas Lainnya		
5	Kab. Bone Bolango	148.579.978	448.085.287	-	-	11.052.836.484	-	23.757.364	11.673.259.113
6	Kab. Gorontalo Utara	97.553.638	467.144.343	58.334.904	-	7.386.360.400	-	4.750.750	8.014.144.035
<b>XXIII</b>	<b>Provinsi Sulawesi Tengah</b>	980.932.604	1.243.255.375	968.321.466	17.863.416	38.477.009.458	-	295.916.293	41.983.298.612
1	Kab. Banggai	458.693.557	1.978.343.348	395.157.528	71.453.664	18.040.513.721	-	52.275.500	20.996.437.318
2	Kab. Banggai Kepulauan	292.205.635	321.631.374	18.415.512	-	12.660.034.650	-	-	13.292.287.171
3	Kab. Buol	138.179.722	215.270.480	1.633.507.560	-	10.431.655.548	-	24.708.105	12.443.321.415
4	Kab. Tolitoli	168.925.574	1.065.532.115	21.173.400	-	10.102.397.255	-	4.061.283	11.362.089.627
5	Kab. Donggala	345.264.114	205.827.130	11.662.704	-	15.745.076.528	-	14.510.794	16.322.341.270
6	Kab. Morowali	370.977.584	167.385.802	1.791.183.456	-	30.640.765.806	-	1.088.109.498	34.058.422.146
7	Kab. Poso	569.046.168	601.575.625	-	-	15.591.685.903	-	-	16.762.307.696
8	Kota Palu	-	-	-	-	5.090.907.162	-	-	5.090.907.162
9	Kab. Parigi Moutong	1.169.522.353	-	2.185.704	-	13.837.896.502	-	-	15.009.604.559
10	Kab. Tojo Una Una	150.603.401	415.740.935	-	-	13.259.895.595	-	-	13.826.239.931
11	Kab. Sigi	260.312.320	1.714.704	-	-	8.507.209.180	-	-	8.769.236.204
<b>XXIV</b>	<b>Provinsi Sulawesi Selatan</b>	4.365.750.202	13.315.110.610	1.384.531.380	-	92.733.768.372	-	5.776.628.835	117.575.789.399
1	Kab. Bantaeng	288.675.103	1.026.484.318	-	-	11.645.280.461	-	-	12.960.439.882
2	Kab. Barru	414.795.819	1.423.535.215	-	-	10.650.018.481	-	-	12.488.349.515
3	Kab. Bone	2.515.525.898	6.524.913.140	2.155.434.624	-	36.553.573.270	-	155.256.867	47.904.703.799
4	Kab. Bulukumba	1.036.400.388	3.600.446.695	1.213.613.280	-	11.494.242.103	-	-	17.344.702.466
5	Kab. Enrekang	512.428.639	367.735.707	28.333.800	-	14.989.015.279	-	-	15.897.513.425
6	Kab. Gowa	-	-	377.884.440	-	13.602.371.252	-	-	13.980.255.692
7	Kab. Jeneponto	447.894.258	1.177.543.061	193.911.408	-	12.342.943.000	-	-	14.162.291.727
8	Kab. Luwu	1.129.656.338	537.928.967	56.396.736	-	9.841.231.213	-	122.622.445	11.687.835.699
9	Kab. Luwu Utara	1.139.966.355	688.201.843	316.888.200	-	17.175.303.464	-	-	19.320.359.862
10	Kab. Maros	926.512.025	6.267.187.656	-	-	9.304.094.214	-	1.595.667.104	18.093.460.999
11	Kab. Pangkajene Kepulauan	587.214.117	1.937.030.301	-	-	10.236.753.805	-	3.477.605.407	16.238.603.630



MENTERI KEUANGAN  
REPUBLIK INDONESIA

- 16 -

No	Daerah	Dana Bagi Hasil Pajak Bumi dan Bangunan Bagian Daerah							Jumlah
		Sektor Pedesaan	Sektor Perkotaan	Sektor Perkebunan	Sektor Perhutanan	Sektor Pertambangan			
						Migas	Panas Bumi	Non Migas Lainnya	
									17.337.600.297
12	Kab. Pinrang	1.033.982.828	5.058.694.469	17.236.800	-	11.227.686.200	-	-	11.320.617.836
13	Kab. Kepulauan Selayar	144.279.606	992.833.782	-	-	10.183.504.448	-	-	22.644.987.358
14	Kab. Sidenreng Rappang	1.393.097.577	4.028.213.844	35.816.904	-	17.187.859.033	-	-	11.994.949.161
15	Kab. Sinjai	675.987.046	1.603.847.138	-	-	9.713.203.708	-	1.911.269	15.954.984.828
16	Kab. Soppeng	567.086.727	4.881.060.315	7.662.600	-	10.491.564.412	-	-	11.525.544.946
17	Kab. Takalar	733.213.371	831.049.084	603.280.224	-	9.358.002.267	-	-	8.172.176.451
18	Kab. Tana Toraja	408.558.145	674.945.753	70.485.552	-	7.018.187.001	-	-	98.367.727.158
19	Kab. Wajo	2.204.210.066	2.248.077.734	228.385.008	-	93.687.054.350	-	-	12.624.852.199
20	Kota Pare-pare	-	5.278.608.355	-	-	7.346.243.844	-	-	14.389.366.033
21	Kota Makassar	-	-	-	-	14.389.366.033	-	-	9.005.639.673
22	Kota Palopo	-	2.662.954.123	-	-	6.342.685.550	-	-	29.491.723.500
23	Kab. Luwu Timur	1.027.575.173	274.738.185	189.602.208	-	10.253.966.450	-	17.745.841.484	7.394.471.576
24	Kab. Toraja Utara	275.941.366	1.174.412.795	43.193.736	-	5.900.923.679	-	-	28.311.734.741
<b>XXV</b>	<b>Provinsi Sulawesi Barat</b>	390.604.387	1.002.067.161	1.118.999.610	-	25.800.063.583	-	-	16.103.436.221
1	Kab. Majene	61.297.474	781.543.834	-	-	15.260.594.913	-	-	39.475.899.289
2	Kab. Mamuju	474.921.454	1.068.346.001	239.363.424	-	37.693.268.410	-	-	15.639.702.286
3	Kab. Polewali Mandar	585.682.556	1.830.350.253	-	-	13.223.669.477	-	-	12.404.287.378
4	Kab. Mamasa	112.385.718	62.079.487	-	-	12.229.822.173	-	-	29.623.613.811
5	Kab. Mamuju Utara	328.130.353	265.949.076	4.236.635.016	-	24.792.899.366	-	-	36.961.798.363
<b>XXVI</b>	<b>Provinsi Sulawesi Tenggara</b>	656.534.318	3.036.413.487	122.379.660	-	31.240.855.681	-	1.905.615.217	14.778.105.765
1	Kab. Buton	158.878.479	267.553.781	-	-	14.190.010.257	-	161.663.248	10.192.851.461
2	Kab. Konawe	422.096.360	283.001.406	-	-	9.363.011.872	-	124.741.823	18.501.635.613
3	Kab. Kolaka	-	-	103.419.504	-	13.589.936.638	-	4.808.279.471	9.243.037.627
4	Kab. Muna	590.926.980	645.089.054	-	-	8.007.021.593	-	-	15.663.763.711
5	Kota Kendari	-	7.474.490.731	-	-	8.189.272.980	-	-	13.239.945.741
6	Kota Bau-bau	-	2.994.154.393	-	-	10.245.791.348	-	-	





MENTERI KEUANGAN  
REPUBLIK INDONESIA

-17-

No	Daerah	Dana Bagi Hasil Pajak Bumi dan Bangunan Bagian Daerah							Jumlah
		Sektor Pedesaan	Sektor Perkotaan	Sektor Perkebunan	Sektor Perhutanan	Sektor Pertambangan			
						Migas	Non Migas		
					Panas Bumi		Non Migas Lainnya		
7	Kab. Konawe Selatan	578.812.303	64.474.484	-	-	13.483.758.287	-	56.234.633	14.183.279.707
8	Kab. Bombana	310.130.861	124.787.512	-	-	10.868.321.579	-	1.823.022.680	13.126.262.632
9	Kab. Wakatobi	37.455.349	158.984.185	-	-	9.487.053.374	-	-	9.683.492.908
10	Kab. Kolaka Utara	423.565.966	-	-	-	11.360.454.302	-	380.531.494	12.164.551.762
11	Kab. Konawe Utara	55.179.619	-	386.099.136	-	10.722.790.728	-	267.987.531	11.432.057.014
12	Kab. Buton Utara	49.091.368	133.118.413	-	-	5.455.999.781	-	-	5.638.209.562
<b>XXVII</b>	<b>Provinsi Bali</b>	<b>1.132.218.046</b>	<b>6.965.392.015</b>	<b>27.421.902</b>	<b>-</b>	<b>12.934.670.661</b>	<b>35.080.530</b>	<b>-</b>	<b>21.094.783.154</b>
1	Kab. Badung	-	-	-	-	4.179.126.497	5.896.800	-	4.185.023.297
2	Kab. Bangli	775.920.345	1.009.976.782	-	-	6.471.571.259	-	-	8.257.468.386
3	Kab. Buleleng	2.149.367.346	8.636.235.509	109.687.608	-	7.485.890.517	52.239.168	-	18.433.420.148
4	Kab. Gianyar	520.004.701	12.767.347.398	-	-	5.203.324.111	-	-	18.490.676.210
5	Kab. Jembrana	-	-	-	-	6.009.563.794	-	-	6.009.563.794
6	Kab. Karangasem	836.805.558	3.241.402.411	-	-	7.330.226.791	-	-	11.408.434.760
7	Kab. Klungkung	246.774.242	2.206.605.968	-	-	4.722.999.011	-	-	7.176.379.221
8	Kab. Tabanan	-	-	-	-	5.033.559.489	82.186.154	-	5.115.745.643
9	Kota Denpasar	-	-	-	-	5.302.421.194	-	-	5.302.421.194
<b>XXVIII</b>	<b>Provinsi Nusa Tenggara Barat</b>	<b>1.145.088.510</b>	<b>4.209.277.848</b>	<b>-</b>	<b>-</b>	<b>22.110.760.767</b>	<b>-</b>	<b>4.399.568.979</b>	<b>31.864.696.104</b>
1	Kab. Bima	309.020.726	551.080.044	-	-	9.906.970.579	-	12.394.630	10.779.465.979
2	Kab. Dompu	56.384.055	449.421.465	-	-	8.547.884.548	-	15.956.987	9.069.647.055
3	Kab. Lombok Barat	-	-	-	-	7.822.966.751	-	-	7.822.966.751
4	Kab. Lombok Tengah	1.341.514.252	5.600.163.811	-	-	12.695.679.714	-	-	19.637.357.777
5	Kab. Lombok Timur	1.307.852.656	4.449.968.786	-	-	13.105.300.231	-	-	18.863.121.673
6	Kab. Sumbawa	695.211.926	1.839.650.367	-	-	10.926.892.983	-	6.638.946.656	20.100.701.932
7	Kota Mataram	-	-	-	-	6.516.503.525	-	-	6.516.503.525
8	Kota Bima	-	1.610.914.623	-	-	7.753.465.533	-	-	9.364.380.156
9	Kab. Sumbawa Barat	221.470.181	947.506.107	-	-	6.408.619.346	-	10.930.977.648	18.508.573.282



MENTERI KEUANGAN  
REPUBLIK INDONESIA

- 18 -

No	Daerah	Dana Bagi Hasil Pajak Bumi dan Bangunan Bagian Daerah							Jumlah
		Sektor Pedesaan	Sektor Perkotaan	Sektor Perkebunan	Sektor Perhutanan	Sektor Pertambangan			
						Migas	Non Migas		
						Panas Bumi	Non Migas Lainnya		
10	Kab. Lombok Utara	648.900.252	1.388.406.204	-	-	4.758.759.878	-	-	6.796.066.334
<b>XXIX</b>	<b>Provinsi Nusa Tenggara Timur</b>	1.231.258.932	5.422.471.255	40.036.680	-	39.692.473.564	-	26.075.756	46.412.316.187
1	Kab. Alor	173.701.687	569.491.620	-	-	8.029.376.254	-	-	8.772.569.561
2	Kab. Belu	528.678.522	1.172.010.717	-	-	8.881.501.659	-	-	10.582.190.898
3	Kab. Ende	153.080.804	1.497.961.739	-	-	7.906.269.736	-	-	9.557.312.279
4	Kab. Flores Timur	242.304.005	706.416.295	37.715.544	-	9.669.839.209	-	-	10.656.275.053
5	Kab. Kupang	640.788.783	89.828.135	-	-	8.093.753.147	-	-	8.824.370.065
6	Kab. Lembata	136.637.475	256.028.603	-	-	6.947.600.995	-	-	7.340.267.073
7	Kab. Manggarai	158.523.566	912.024.047	-	-	6.295.497.116	-	43.459.594	7.409.504.323
8	Kab. Ngada	162.014.399	485.691.934	37.436.904	-	4.965.829.712	-	-	5.650.972.949
9	Kab. Sikka	196.144.290	2.083.146.825	58.839.696	-	7.817.389.669	-	-	10.155.520.480
10	Kab. Sumba Barat	89.254.322	420.013.905	26.154.576	-	4.678.526.507	-	-	5.213.949.310
11	Kab. Sumba Timur	278.312.815	1.224.206.945	-	-	11.956.700.471	-	-	13.459.220.231
12	Kab. Timor Tengah Selatan	648.312.810	725.213.449	-	-	11.532.739.097	-	-	12.906.265.356
13	Kab. Timor Tengah Utara	367.925.396	295.093.086	-	-	9.367.365.662	-	-	10.030.384.144
14	Kota Kupang	-	9.590.689.675	-	-	5.028.393.379	-	-	14.619.083.054
15	Kab. Rote Ndao	211.344.507	314.492.037	-	-	8.203.168.266	-	-	8.729.004.810
16	Kab. Manggarai Barat	276.047.436	939.739.312	-	-	8.029.046.064	-	-	9.244.832.812
17	Kab. Nagekeo	98.703.455	106.578.154	-	-	7.034.936.807	-	-	7.240.218.416
18	Kab. Sumba Barat Daya	252.117.961	244.223.531	-	-	7.866.069.294	-	-	8.362.410.786
19	Kab. Sumba Tengah	58.701.035	28.695.402	-	-	6.663.950.505	-	-	6.751.346.942
20	Kab. Manggarai Timur	182.909.673	25.546.815	-	-	6.572.907.535	-	60.843.433	6.842.207.456
21	Kab. Sabu Raijua	69.532.825	2.792.832	-	-	3.229.033.209	-	-	3.301.358.866
<b>XXX</b>	<b>Provinsi Maluku</b>	149.455.546	4.072.772.242	128.512.170	48.281.022	47.796.436.626	-	14.082.678	52.209.540.284
1	Kab. Maluku Tenggara Barat	44.965.489	589.448.522	-	193.124.088	14.251.409.597	-	-	15.078.947.696
2	Kab. Maluku Tengah	238.766.908	936.856.289	514.048.680	-	25.691.115.414	-	-	27.380.787.291

WKS



MENTERI KEUANGAN  
REPUBLIK INDONESIA

- 19 -

No	Daerah	Dana Bagi Hasil Pajak Bumi dan Bangunan Bagian Daerah							Jumlah
		Sektor Pedesaan	Sektor Perkotaan	Sektor Perkebunan	Sektor Perhutanan	Sektor Pertambangan			
						Migas	Non Migas		
					Panas Bumi		Non Migas Lainnya		
3	Kab. Maluku Tenggara	75.036.863	450.330.409	-	-	14.034.886.820	-	-	14.560.254.092
4	Kab. Pulau Buru	61.006.486	158.276.665	-	-	10.862.791.924	-	-	11.082.075.075
5	Kota Ambon	-	12.788.527.727	-	-	9.843.350.628	-	-	22.631.878.355
6	Kab. Seram Bagian Barat	65.274.504	442.178.226	-	-	15.463.730.054	-	-	15.971.182.784
7	Kab. Seram Bagian Timur	20.713.859	104.004.995	-	-	56.921.735.273	-	-	57.046.454.127
8	Kab. Kepulauan Aru	30.615.989	310.899.569	-	-	17.503.978.154	-	-	17.845.493.712
9	Kota Tual	9.807.402	495.669.052	-	-	6.224.746.682	-	-	6.730.223.136
10	Kab. Maluku Barat Daya	28.560.887	14.897.531	-	-	11.653.404.069	-	56.330.712	11.753.193.199
11	Kab. Buru Selatan	23.073.814	-	-	-	8.734.597.903	-	-	8.757.671.717
<b>XXXI</b>	<b>Provinsi Maluku Utara</b>	187.126.953	1.564.182.112	15.459.336	259.050.798	33.630.984.320	-	5.430.734.212	41.087.537.731
1	Kab. Halmahera Tengah	44.519.597	219.445.609	-	-	17.308.779.449	-	157.274.697	17.730.019.352
2	Kab. Halmahera Barat	105.887.361	100.354.846	-	262.728.360	15.586.171.129	-	92.194.535	16.147.336.231
3	Kota Ternate	30.048.312	3.700.555.818	-	-	17.943.521.720	-	-	21.674.125.850
4	Kab. Halmahera Timur	56.513.412	-	-	320.809.248	15.758.133.355	-	13.118.286.131	29.253.742.146
5	Kota Tidore Kepulauan	70.277.177	763.641.333	-	-	13.166.210.234	-	-	14.000.128.744
6	Kab. Kepulauan Sula	102.444.751	632.197.635	-	-	15.681.128.150	-	1.043.741.188	17.459.511.724
7	Kab. Halmahera Selatan	168.328.439	675.434.202	-	452.665.584	21.053.169.723	-	2.697.591.752	25.047.189.700
8	Kab. Halmahera Utara	86.015.497	165.099.018	61.837.344	-	10.144.284.321	-	4.613.848.553	15.071.084.733
9	Kab. Pulau Morotai	84.473.278	-	-	-	7.882.539.215	-	-	7.967.012.493
<b>XXXII</b>	<b>Provinsi Papua</b>	320.631.262	4.773.466.096	518.705.856	1.270.611.846	128.951.881.300	-	7.957.853.730	143.793.150.090
1	Kab. Biak Numfor	45.840.346	2.986.951.674	-	-	9.826.204.214	-	-	12.858.996.234
2	Kab. Jayapura	143.359.018	860.149.010	1.337.084.496	-	21.011.181.403	-	7.453.712	23.359.227.639
3	Kab. Jayawijaya	1.927.738	260.380.339	-	-	14.796.162.820	-	2.824.585	15.061.295.482
4	Kab. Merauke	277.144.510	1.916.579.421	-	-	28.385.168.450	-	-	30.578.892.381
5	Kab. Mimika	-	-	166.401.864	460.635.336	21.886.703.888	-	31.061.601.772	53.575.342.860
6	Kab. Nabire	39.978.958	1.218.004.309	-	187.246.728	15.413.605.910	-	220.214.856	17.079.050.761



MENTERI KEUANGAN  
REPUBLIK INDONESIA

- 20 -

No	Daerah	Dana Bagi Hasil Pajak Bumi dan Bangunan Bagian Daerah							Jumlah
		Sektor Pedesaan	Sektor Perkotaan	Sektor Perkebunan	Sektor Perhutanan	Sektor Pertambangan			
						Migas	Non Migas		
						Panas Bumi	Non Migas Lainnya		
7	Kab. Paniai	20.544.560	168.190.073	-	-	10.526.630.692	-	58.009.666	10.773.374.991
8	Kab. Puncak Jaya	71.844.895	-	-	-	15.149.603.340	-	-	15.221.448.235
9	Kab. Kepulauan Yapen	93.392.215	309.774.229	-	458.988.768	18.219.811.248	-	-	19.081.966.460
10	Kota Jayapura	26.409.639	10.947.840.733	-	-	6.007.178.573	-	-	16.981.428.945
11	Kab. Sarmi	34.730.922	-	344.731.464	1.455.139.728	19.750.659.596	-	149.845.127	21.735.106.837
12	Kab. Keerom	83.692.645	-	97.331.544	167.447.736	18.780.620.482	-	119.949.149	19.249.041.556
13	Kab. Yahukimo	144.103.212	-	-	-	22.814.535.392	-	17.500.174	22.976.138.778
14	Kab. Pegunungan Bintang	119.258.744	-	-	-	24.313.128.818	-	46.310.934	24.478.698.496
15	Kab. Tolikara	49.855.512	-	-	-	18.042.921.709	-	15.591.093	18.108.368.314
16	Kab. Boven Digoel	30.987.575	56.078.520	-	189.253.584	27.829.945.477	-	-	28.106.265.156
17	Kab. Mappi	18.387.297	17.633.589	-	439.269.480	27.855.298.237	-	-	28.330.588.603
18	Kab. Asmat	17.562.052	-	-	-	24.061.543.286	-	-	24.079.105.338
19	Kab. Waropen	12.035.944	239.163.204	-	-	27.723.509.840	-	-	27.974.708.988
20	Kab. Supiori	14.652.355	22.207.918	-	-	10.139.389.580	-	-	10.176.249.853
21	Kab. Mamberamo Raya	19.374.928	-	129.274.056	1.724.466.024	71.754.001.449	-	-	73.627.116.457
22	Kab. Mamberamo Tengah	467.351	-	-	-	5.646.291.481	-	-	5.646.758.832
23	Kab. Yalimo	206.586	-	-	-	5.507.747.717	-	-	5.507.954.303
24	Kab. Lanny Jaya	1.583.804	-	-	-	7.080.787.155	-	-	7.082.370.959
25	Kab. Nduga	224.642	-	-	-	6.181.659.641	-	-	6.181.884.283
26	Kab. Puncak	9.591.600	-	-	-	11.160.201.307	-	13.539.632	11.183.332.539
27	Kab. Dogiyai	1.942.837	89.073.840	-	-	9.472.259.647	-	-	9.563.276.324
28	Kab. Intan Jaya	971.668	1.837.543	-	-	9.810.202.974	-	118.574.235	9.931.586.420
29	Kab. Deiyai	2.453.534	-	-	-	6.660.570.910	-	-	6.663.024.444
<b>XXXIII</b>	<b>Provinsi Papua Barat</b>	<b>115.928.819</b>	<b>4.480.143.465</b>	<b>172.707.390</b>	<b>965.486.790</b>	<b>169.357.142.126</b>	<b>-</b>	<b>275.826.178</b>	<b>175.367.234.768</b>
1	Kab. Sorong	52.804.890	2.262.072.518	690.829.560	1.416.549.384	139.447.513.518	-	993.523	143.870.763.393
2	Kab. Manokwari	131.774.787	2.977.916.705	-	141.989.760	62.417.302.180	-	32.392.647	65.701.376.079

1/25



MENTERI KEUANGAN  
REPUBLIK INDONESIA

- 21 -

No	Daerah	Dana Bagi Hasil Pajak Bumi dan Bangunan Bagian Daerah							Jumlah
		Sektor Pedesaan	Sektor Perkotaan	Sektor Perkebunan	Sektor Perhutanan	Sektor Pertambangan			
						Migas	Non Migas		
					Panas Bumi	Non Migas Lainnya			
3	Kab. Fak Fak	-	-	-	344.488.464	54.923.319.977	-	695.997	55.268.504.438
4	Kota Sorong	80.963.635	10.263.576.119	-	-	25.676.306.131	-	-	36.020.845.885
5	Kab. Sorong Selatan	28.235.682	166.810.788	-	-	44.036.992.009	-	-	44.232.038.479
6	Kab. Raja Ampat	14.737.429	245.896.891	-	-	50.740.752.330	-	995.494.930	51.996.881.580
7	Kab. Teluk Bintuni	68.941.091	504.486.642	-	1.300.226.904	205.811.012.365	-	-	207.684.667.002
8	Kab. Teluk Wondama	23.970.232	71.253.895	-	-	30.209.777.471	-	-	30.305.001.598
9	Kab. Kaimana	47.227.664	1.428.560.318	-	500.097.240	28.605.785.221	-	73.727.627	30.655.398.070
10	Kab. Tambrau	317.411	-	-	158.595.408	17.553.400.503	-	-	17.712.313.322
11	Kab. Maybrat	14.742.472	-	-	-	18.006.406.819	-	-	18.021.149.291
<b>Total</b>		<b>295.730.999.676</b>	<b>2.089.718.999.665</b>	<b>1.028.538.000.000</b>	<b>236.115.000.000</b>	<b>15.913.293.769.773</b>	<b>151.570.121.984</b>	<b>317.905.877.845</b>	<b>20.032.872.768.943</b>

Salinan sesuai dengan aslinya


KEPALA BIRO UMUM

u.b.

KEPALA BAGIAN T.U. KEMENTERIAN

GIARTO

NIP 195904201984021001



MENTERI KEUANGAN REPUBLIK INDONESIA,

ttd.

AGUS D.W. MARTOWARDOJO

Handwritten initials 'R' and '15'