



MENTERI KEUANGAN
REPUBLIK INDONESIA
SALINAN

PERATURAN MENTERI KEUANGAN REPUBLIK INDONESIA
NOMOR 213 /PMK.07/2012

TENTANG

ALOKASI DANA BAGI HASIL SUMBER DAYA ALAM PERTAMBANGAN
MINYAK BUMI DAN GAS BUMI TAHUN ANGGARAN 2012

DENGAN RAHMAT TUHAN YANG MAHA ESA

MENTERI KEUANGAN REPUBLIK INDONESIA,

- Menimbang : a. bahwa untuk melaksanakan ketentuan Pasal 27 ayat (5) Peraturan Pemerintah Nomor 55 Tahun 2005 tentang Dana Perimbangan telah ditetapkan Peraturan Menteri Keuangan Nomor 08/PMK.07/2012 tentang Perkiraan Alokasi Dana Bagi Hasil Sumber Daya Alam Pertambangan Minyak Bumi dan Gas Bumi Tahun Anggaran 2012 sebagaimana telah diubah dengan Peraturan Menteri Keuangan Nomor 183/PMK.07/2012 ;
- b. bahwa berdasarkan hasil rekonsiliasi perhitungan Dana Bagi Hasil Sumber Daya Alam Pertambangan Minyak Bumi dan Gas Bumi Triwulan IV Tahun Anggaran 2012, perlu dilakukan penyesuaian perkiraan alokasi Dana Bagi Hasil Sumber Daya Alam Pertambangan Minyak Bumi dan Gas Bumi Tahun Anggaran 2012;
- c. bahwa berdasarkan pertimbangan sebagaimana dimaksud dalam huruf a dan huruf b, perlu menetapkan Peraturan Menteri Keuangan tentang Alokasi Dana Bagi Hasil Sumber Daya Alam Pertambangan Minyak Bumi dan Gas Bumi Tahun Anggaran 2012;
- Mengingat : 1. Undang-Undang Nomor 33 Tahun 2004 tentang Perimbangan Keuangan Antara Pemerintah Pusat dan Pemerintahan Daerah (Lembaran Negara Republik Indonesia Tahun 2004 Nomor 126, Tambahan Lembaran Negara Republik Indonesia Nomor 4438);
2. Undang-Undang Nomor 22 Tahun 2011 tentang Anggaran Pendapatan dan Belanja Negara Tahun Anggaran 2012 (Lembaran Negara Republik Indonesia Tahun 2011 Nomor 113, Tambahan Lembaran Negara Republik Indonesia Nomor 5254) sebagaimana telah diubah dengan Undang-Undang Nomor 4 Tahun 2012 (Lembaran Negara Republik Indonesia Tahun 2012 Nomor 87, Tambahan Lembaran Negara Republik Indonesia Nomor 5303);
3. Peraturan Pemerintah Nomor 55 Tahun 2005 tentang Dana Perimbangan (Lembaran Negara Republik Indonesia Tahun 2004 Nomor 137, Tambahan Lembaran Negara Republik Indonesia Nomor 4575);



MENTERI KEUANGAN
REPUBLIK INDONESIA

-2-

4. Peraturan Menteri Keuangan Nomor 06/PMK.07/2012 tentang Pelaksanaan dan Pertanggungjawaban Anggaran Transfer ke Daerah;
5. Peraturan Menteri Keuangan Nomor 165/PMK.07/2012 tentang Pengalokasian Anggaran Transfer ke Daerah;

MEMUTUSKAN:

Menetapkan : PERATURAN MENTERI KEUANGAN TENTANG ALOKASI DANA BAGI HASIL SUMBER DAYA ALAM PERTAMBANGAN MINYAK BUMI DAN GAS BUMI TAHUN ANGGARAN 2012.

Pasal 1

Alokasi Dana Bagi Hasil Sumber Daya Alam Pertambangan Minyak Bumi dan Gas Bumi (DBH SDA Migas) Tahun Anggaran 2012 didasarkan atas realisasi penerimaan SDA Migas Tahun Anggaran 2012 dan realisasi penyaluran DBH SDA Migas Tahun Anggaran 2012.

Pasal 2

Alokasi DBH SDA Migas sebagaimana dimaksud dalam Pasal 1 adalah sebesar Rp42.735.890.705.174,00 (empat puluh dua triliun tujuh ratus tiga puluh lima miliar delapan ratus sembilan puluh juta tujuh ratus lima ribu seratus tujuh puluh empat rupiah) dengan rincian sebagai berikut:

- a. Alokasi DBH SDA Minyak Bumi adalah sebesar Rp17.065.574.331.228,00 (tujuh belas triliun enam puluh lima miliar lima ratus tujuh puluh empat juta tiga ratus tiga puluh satu ribu dua ratus dua puluh delapan rupiah);
- b. Alokasi DBH SDA Gas Bumi adalah sebesar Rp14.949.536.931.621,00 (empat belas triliun sembilan ratus empat puluh sembilan miliar lima ratus tiga puluh enam juta sembilan ratus tiga puluh satu ribu enam ratus dua puluh satu rupiah);
- c. Alokasi Dana Cadangan DBH SDA Minyak Bumi sebesar Rp5.935.626.914.274,00 (lima triliun sembilan ratus tiga puluh lima miliar enam ratus dua puluh enam juta sembilan ratus empat belas ribu dua ratus tujuh puluh empat rupiah); dan
- d. Alokasi Dana Cadangan DBH SDA Gas Bumi sebesar Rp4.785.152.528.051,00 (empat triliun tujuh ratus delapan puluh lima miliar seratus lima puluh dua juta lima ratus dua puluh delapan ribu lima puluh satu rupiah).

7
e



MENTERI KEUANGAN
REPUBLIK INDONESIA

-3-

Pasal 3

- (1) Alokasi DBH SDA Migas Tahun Anggaran 2012 sebagaimana dimaksud dalam Pasal 2 huruf a dan huruf b berasal dari realisasi penyaluran DBH SDA Migas triwulan IV berdasarkan hasil perhitungan penerimaan SDA Migas periode *lifting* Migas bulan Desember 2011 sampai dengan bulan Agustus 2012.
- (2) Alokasi Dana Cadangan DBH SDA Migas sebagaimana dimaksud dalam Pasal 2 huruf c dan huruf d termasuk Alokasi Tambahan Dana Cadangan DBH SDA Migas untuk Provinsi Aceh dan Alokasi Dana Cadangan DBH SDA Migas dalam rangka Otonomi Khusus di Provinsi Papua Barat.
- (3) Rincian alokasi DBH SDA Migas Tahun Anggaran 2012 sebagaimana tercantum dalam Lampiran yang merupakan bagian tidak terpisahkan dari Peraturan Menteri ini.

Pasal 4

- (1) Berdasarkan Peraturan Menteri ini, Direktur Jenderal Perimbangan Keuangan atas nama Menteri Keuangan menetapkan revisi Daftar Isian Pelaksanaan Anggaran Tahun Anggaran 2012.
- (2) Direktur Jenderal Perimbangan Keuangan menyampaikan revisi Daftar Isian Pelaksanaan Anggaran sebagaimana dimaksud pada ayat (1) kepada Direktur Jenderal Perbendaharaan sebagai dasar pelaksanaan transfer sesuai dengan ketentuan peraturan perundang-undangan.

Pasal 5

- (1) Tata cara penyaluran alokasi DBH SDA Migas dilaksanakan sesuai dengan ketentuan peraturan perundang-undangan.
- (2) Alokasi DBH SDA Migas yang ditempatkan dalam Rekening Dana Cadangan Menteri Keuangan Tahun 2012 sebagaimana dimaksud dalam Pasal 2 huruf c dan huruf d disalurkan kepada provinsi dan kabupaten/kota paling lambat akhir bulan Februari 2013 setelah Direktorat Jenderal Anggaran menyampaikan Penerimaan SDA Migas per Kontraktor Kontrak Kerja Sama untuk periode *lifting* Migas bulan Desember 2011 sampai dengan bulan November 2012 kepada Direktorat Jenderal Perimbangan Keuangan.

J K



MENTERI KEUANGAN
REPUBLIK INDONESIA

-4-

- (3) Dalam hal terjadi kelebihan penyaluran terhadap realisasi DBH SDA Migas, kelebihan dimaksud diperhitungkan dalam penyaluran tahun anggaran berikutnya.
- (4) Dalam hal terjadi kekurangan penyaluran DBH SDA Minyak Bumi, kekurangan dimaksud dapat disalurkan menggunakan sisa Alokasi Dana Cadangan DBH SDA Gas Bumi.
- (5) Dalam hal terjadi kekurangan penyaluran DBH SDA Gas Bumi, kekurangan dimaksud dapat disalurkan menggunakan sisa Alokasi Dana Cadangan DBH SDA Minyak Bumi.
- (6) Dalam hal masih terjadi kekurangan penyaluran DBH SDA Migas terhadap realisasi, kekurangan dimaksud dialokasikan sebagai alokasi kurang bayar.

Pasal 6

Peraturan Menteri ini mulai berlaku pada tanggal diundangkan.

Agar setiap orang mengetahuinya, memerintahkan pengundangan Peraturan Menteri ini dengan penempatannya dalam Berita Negara Republik Indonesia.

Ditetapkan di Jakarta
pada tanggal 20 Desember 2012
MENTERI KEUANGAN REPUBLIK INDONESIA,
ttd.


AGUS D.W. MARTOWARDOJO

Diundangkan di Jakarta
pada tanggal 20 Desember 2012
MENTERI HUKUM DAN HAK ASASI MANUSIA
REPUBLIK INDONESIA,
ttd.
AMIR SYAMSUDIN

BERITA NEGARA REPUBLIK INDONESIA TAHUN 2012 NOMOR 1290
Salinan sesuai dengan aslinya
KEPALA BIRO UMUM

u.b.
KEPALA BAGIAN T.U. KEMENTERIAN

GIARTO
NIP 195904201984021001






MENTERI KEUANGAN
REPUBLIK INDONESIA

LAMPIRAN
PERATURAN MENTERI KEUANGAN REPUBLIK INDONESIA
NOMOR .
TENTANG
ALOKASI DANA BAGI HASIL SUMBER DAYA ALAM PERTAMBANGAN
MINYAK BUMI DAN GAS BUMI TAHUN ANGGARAN 2012

RINCIAN ALOKASI DANA BAGI HASIL SUMBER DAYA ALAM
PERTAMBANGAN MINYAK BUMI DAN GAS BUMI TAHUN ANGGARAN 2012

(dalam rupiah)

No.	PROVINSI/KABUPATEN/KOTA	MINYAK BUMI			GAS BUMI			TOTAL
		15%	0,5%	SUB TOTAL	30%	0,5%	SUB TOTAL	
1	2	3	4	5	6	7	8	9
I	ACEH	68.376.124.267,00	-	68.376.124.267,00	324.297.583.855,00	-	324.297.583.855,00	392.673.708.122,00
	Provinsi	13.675.224.856,00	-	13.675.224.856,00	64.859.516.774,00	-	64.859.516.774,00	78.534.741.630,00
1	Kab. Aceh Barat	1.243.202.259,00	-	1.243.202.259,00	5.896.319.706,00	-	5.896.319.706,00	7.139.521.965,00
2	Kab. Aceh Besar	1.243.202.259,00	-	1.243.202.259,00	5.896.319.706,00	-	5.896.319.706,00	7.139.521.965,00
3	Kab. Aceh Selatan	1.243.202.259,00	-	1.243.202.259,00	5.896.319.706,00	-	5.896.319.706,00	7.139.521.965,00
4	Kab. Aceh Singkil	1.243.202.259,00	-	1.243.202.259,00	5.896.319.706,00	-	5.896.319.706,00	7.139.521.965,00
5	Kab. Aceh Tengah	1.243.202.259,00	-	1.243.202.259,00	5.896.319.706,00	-	5.896.319.706,00	7.139.521.965,00
6	Kab. Aceh Tenggara	1.243.202.259,00	-	1.243.202.259,00	5.896.319.706,00	-	5.896.319.706,00	7.139.521.965,00
7	Kab. Aceh Timur	1.315.517.665,00	-	1.315.517.665,00	5.896.319.706,00	-	5.896.319.706,00	7.211.837.371,00
8	Kab. Aceh Utara	19.011.041.019,00	-	19.011.041.019,00	129.719.033.549,00	-	129.719.033.549,00	148.730.074.568,00
9	Kab. Bireuen	1.243.202.259,00	-	1.243.202.259,00	5.896.319.706,00	-	5.896.319.706,00	7.139.521.965,00
10	Kab. Pidie	1.243.202.259,00	-	1.243.202.259,00	5.896.319.706,00	-	5.896.319.706,00	7.139.521.965,00
11	Kab. Simeulue	1.243.202.259,00	-	1.243.202.259,00	5.896.319.706,00	-	5.896.319.706,00	7.139.521.965,00
12	Kota Banda Aceh	1.243.202.259,00	-	1.243.202.259,00	5.896.319.706,00	-	5.896.319.706,00	7.139.521.965,00
13	Kota Sabang	1.243.202.259,00	-	1.243.202.259,00	5.896.319.706,00	-	5.896.319.706,00	7.139.521.965,00
14	Kota Langsa	1.243.202.259,00	-	1.243.202.259,00	5.896.319.706,00	-	5.896.319.706,00	7.139.521.965,00
15	Kota Lhokseumawe	1.243.202.259,00	-	1.243.202.259,00	5.896.319.706,00	-	5.896.319.706,00	7.139.521.965,00
16	Kab. Nagan Raya	1.243.202.259,00	-	1.243.202.259,00	5.896.319.706,00	-	5.896.319.706,00	7.139.521.965,00
17	Kab. Aceh Jaya	1.243.202.259,00	-	1.243.202.259,00	5.896.319.706,00	-	5.896.319.706,00	7.139.521.965,00
18	Kab. Aceh Barat Daya	1.243.202.259,00	-	1.243.202.259,00	5.896.319.706,00	-	5.896.319.706,00	7.139.521.965,00
19	Kab. Gayo Lues	1.243.202.259,00	-	1.243.202.259,00	5.896.319.706,00	-	5.896.319.706,00	7.139.521.965,00
20	Kab. Aceh Tamiang	9.510.295.547,00	-	9.510.295.547,00	5.896.319.706,00	-	5.896.319.706,00	15.406.615.253,00



MENTERI KEUANGAN
REPUBLIK INDONESIA

- 2 -


No.	PROVINSI/KABUPATEN/KOTA	MINYAK BUMI			GAS BUMI			TOTAL
		15%	0,5%	SUB TOTAL	30%	0,5%	SUB TOTAL	
1	2	3	4	5	6	7	8	9
21	Kab. Bener Meriah	1.243.202.259,00	-	1.243.202.259,00	5.896.319.706,00	-	5.896.319.706,00	7.139.521.965,00
22	Kab. Pidie Jaya	1.243.202.259,00	-	1.243.202.259,00	5.896.319.706,00	-	5.896.319.706,00	7.139.521.965,00
23	Kota Subulussalam	1.243.202.259,00	-	1.243.202.259,00	5.896.319.706,00	-	5.896.319.706,00	7.139.521.965,00
II SUMATERA UTARA		5.224.197.151,00	174.139.879,00	5.398.337.030,00	7.042.362.741,00	117.372.683,00	7.159.735.424,00	12.558.072.454,00
	Provinsi	1.044.839.434,00	34.827.981,00	1.079.667.415,00	1.408.472.551,00	23.474.542,00	1.431.947.093,00	2.511.614.508,00
1	Kab. Asahan	65.302.464,00	2.176.748,00	67.479.212,00	88.029.534,00	1.467.158,00	89.496.692,00	156.975.904,00
2	Kab. Dairi	65.302.464,00	2.176.748,00	67.479.212,00	88.029.534,00	1.467.158,00	89.496.692,00	156.975.904,00
3	Kab. Deli Serdang	66.620.906,00	2.220.696,00	68.841.602,00	88.029.534,00	1.467.158,00	89.496.692,00	156.975.904,00
4	Kab. Tanah Karo	65.302.464,00	2.176.748,00	67.479.212,00	88.029.534,00	1.467.158,00	89.496.692,00	156.975.904,00
5	Kab. Labuhan Batu	65.302.464,00	2.176.748,00	67.479.212,00	88.029.534,00	1.467.158,00	89.496.692,00	156.975.904,00
6	Kab. Langkat	1.672.563.310,00	55.752.110,00	1.728.315.420,00	2.575.071.106,00	42.917.851,00	2.617.988.957,00	4.346.304.377,00
7	Kab. Mandailing Natal	65.302.464,00	2.176.748,00	67.479.212,00	88.029.534,00	1.467.158,00	89.496.692,00	156.975.904,00
8	Kab. Nias	65.302.464,00	2.176.748,00	67.479.212,00	88.029.534,00	1.467.158,00	89.496.692,00	156.975.904,00
9	Kab. Simalungun	65.302.464,00	2.176.748,00	67.479.212,00	88.029.534,00	1.467.158,00	89.496.692,00	156.975.904,00
10	Kab. Tapanuli Selatan	65.302.464,00	2.176.748,00	67.479.212,00	88.029.534,00	1.467.158,00	89.496.692,00	156.975.904,00
11	Kab. Tapanuli Tengah	65.302.464,00	2.176.748,00	67.479.212,00	88.029.534,00	1.467.158,00	89.496.692,00	156.975.904,00
12	Kab. Tapanuli Utara	65.302.464,00	2.176.748,00	67.479.212,00	88.029.534,00	1.467.158,00	89.496.692,00	156.975.904,00
13	Kab. Toba Samosir	65.302.464,00	2.176.748,00	67.479.212,00	88.029.534,00	1.467.158,00	89.496.692,00	156.975.904,00
14	Kota Binjai	216.078.563,00	7.202.618,00	223.281.181,00	329.903.530,00	5.498.392,00	335.401.922,00	558.653.103,00
15	Kota Medan	65.302.464,00	2.176.748,00	67.479.212,00	88.029.534,00	1.467.158,00	89.496.692,00	156.975.904,00
16	Kota Pematang Siantar	65.302.464,00	2.176.748,00	67.479.212,00	88.029.534,00	1.467.158,00	89.496.692,00	156.975.904,00
17	Kota Sibolga	65.302.464,00	2.176.748,00	67.479.212,00	88.029.534,00	1.467.158,00	89.496.692,00	156.975.904,00
18	Kota Tanjung Balai	65.302.464,00	2.176.748,00	67.479.212,00	88.029.534,00	1.467.158,00	89.496.692,00	156.975.904,00
19	Kota Tebing Tinggi	65.302.464,00	2.176.748,00	67.479.212,00	88.029.534,00	1.467.158,00	89.496.692,00	156.975.904,00



MENTERI KEUANGAN
REPUBLIK INDONESIA

- 4 -

No.	PROVINSI/KABUPATEN/KOTA	MINYAK BUMI			GAS BUMI			TOTAL
		15%	0,5%	SUB TOTAL	30%	0,5%	SUB TOTAL	
1	2	3	4	5	6	7	8	9
9	Kab. Siak	975.323.626.805,00	32.510.787.560,00	1.007.834.414.365,00	53.964.749,00	899.412,00	54.864.161,00	1.007.889.278.526,00
10	Kota Dumai	338.192.380.574,00	11.273.079.352,00	349.465.459.926,00	53.964.749,00	899.412,00	54.864.161,00	349.520.324.087,00
11	Kota Pekanbaru	338.192.380.574,00	11.273.079.352,00	349.465.459.926,00	53.964.749,00	899.412,00	54.864.161,00	349.520.324.087,00
12	Kab. Kepulauan Meranti	392.553.166.657,00	13.085.105.555,00	405.638.272.212,00	53.964.749,00	899.412,00	54.864.161,00	405.693.136.373,00
IV	KEPULAUAN RIAU	1.166.462.001.579,00	38.882.066.715,00	1.205.344.068.294,00	1.650.350.344.578,00	27.505.839.070,00	1.677.856.183.648,00	2.883.200.251.942,00
	Provinsi	237.197.420.575,00	7.913.089.052,00	245.110.509.627,00	443.547.069.910,00	7.487.015.332,00	451.034.085.242,00	696.144.594.869,00
1	Kab. Bintan	78.600.923.494,00	2.619.101.016,00	81.220.024.510,00	134.339.856.518,00	2.225.488.441,00	136.565.344.959,00	217.785.369.469,00
2	Kab. Natuna	324.988.699.249,00	10.832.026.874,00	335.820.726.123,00	307.515.637.895,00	5.111.751.464,00	312.627.389.359,00	648.448.115.482,00
3	Kab. Karimun	78.600.923.494,00	2.619.101.016,00	81.220.024.510,00	134.339.856.518,00	2.225.488.441,00	136.565.344.959,00	217.785.369.469,00
4	Kota Batam	78.600.923.494,00	2.619.101.016,00	81.220.024.510,00	134.339.856.518,00	2.225.488.441,00	136.565.344.959,00	217.785.369.469,00
5	Kota Tanjung Pinang	78.600.923.494,00	2.619.101.016,00	81.220.024.510,00	134.339.856.518,00	2.225.488.441,00	136.565.344.959,00	217.785.369.469,00
6	Kab. Lingga	78.600.923.494,00	2.619.101.016,00	81.220.024.510,00	134.339.856.518,00	2.225.488.441,00	136.565.344.959,00	217.785.369.469,00
7	Kab. Kepulauan Anambas	211.271.264.285,00	7.041.445.709,00	218.312.709.994,00	227.588.354.183,00	3.779.630.069,00	231.367.984.252,00	449.680.694.246,00
V	JAMBI	475.863.611.503,00	15.862.120.377,00	491.725.731.880,00	761.851.532.475,00	12.697.525.534,00	774.549.058.009,00	1.266.274.789.889,00
	Provinsi	95.172.722.301,00	3.172.424.076,00	98.345.146.377,00	152.370.306.495,00	2.539.505.108,00	154.909.811.603,00	253.254.957.980,00
1	Kab. Batanghari	20.194.302.703,00	673.143.423,00	20.867.446.126,00	30.474.061.299,00	507.901.021,00	30.981.962.320,00	51.849.408.446,00
2	Kab. Bungo	19.034.544.460,00	634.484.815,00	19.669.029.275,00	30.474.061.299,00	507.901.021,00	30.981.962.320,00	50.650.991.595,00
3	Kab. Kerinci	19.034.544.460,00	634.484.815,00	19.669.029.275,00	30.474.061.299,00	507.901.021,00	30.981.962.320,00	50.650.991.595,00
4	Kab. Merangin	19.034.544.460,00	634.484.815,00	19.669.029.275,00	30.474.061.299,00	507.901.021,00	30.981.962.320,00	50.650.991.595,00
5	Kab. Muaro Jambi	26.417.556.329,00	880.585.210,00	27.298.141.539,00	31.017.200.620,00	516.953.343,00	31.534.153.963,00	58.832.295.502,00
6	Kab. Sarolangun	29.232.500.489,00	974.416.682,00	30.206.917.171,00	30.474.061.299,00	507.901.021,00	30.981.962.320,00	61.188.879.491,00
7	Kab. Tanjung Jabung Barat	126.356.387.798,00	4.211.879.593,00	130.568.267.391,00	211.835.901.894,00	3.530.598.364,00	215.366.500.258,00	345.934.767.649,00
8	Kab. Tanjung Jabung Timur	60.798.185.602,00	2.026.606.186,00	62.824.791.788,00	122.835.633.074,00	2.047.260.551,00	124.882.893.625,00	187.707.685.413,00




MENTERI KEUANGAN
REPUBLIK INDONESIA

- 5 -

No.	PROVINSI/KABUPATEN/KOTA	MINYAK BUMI			GAS BUMI			TOTAL
		15%	0,5%	SUB TOTAL	30%	0,5%	SUB TOTAL	
1	2	3	4	5	6	7	8	9
								50.650.991.595,00
9	Kab. Tebo	19.034.544.460,00	634.484.815,00	19.669.029.275,00	30.474.061.299,00	507.901.021,00	30.981.962.320,00	54.251.837.433,00
10	Kota Jambi	22.519.233.981,00	750.641.132,00	23.269.875.113,00	30.474.061.299,00	507.901.021,00	30.981.962.320,00	50.650.991.595,00
11	Kota Sungai Penuh	19.034.544.460,00	634.484.815,00	19.669.029.275,00				
								3.602.173.204.194,00
VI	SUMATERA SELATAN	990.966.275.465,00	33.032.209.177,00	1.023.998.484.642,00	2.535.909.560.219,00	42.265.159.333,00	2.578.174.719.552,00	720.434.640.842,00
	Provinsi	198.193.255.094,00	6.606.441.836,00	204.799.696.930,00	507.181.912.045,00	8.453.031.867,00	515.634.943.912,00	121.364.171.682,00
1	Kab. Lahat	33.007.455.030,00	1.100.248.501,00	34.107.703.531,00	85.826.034.247,00	1.430.433.904,00	87.256.468.151,00	1.131.657.280.718,00
2	Kab. Musi Banyuasin	258.335.564.604,00	8.611.185.486,00	266.946.750.090,00	850.534.948.159,00	14.175.582.469,00	864.710.530.628,00	260.851.613.075,00
3	Kab. Musi Rawas	57.187.477.877,00	1.906.249.262,00	59.093.727.139,00	198.450.379.610,00	3.307.506.326,00	201.757.885.936,00	183.091.976.049,00
4	Kab. Muara Enim	84.453.213.001,00	2.815.107.100,00	87.268.320.101,00	94.252.776.343,00	1.570.879.605,00	95.823.655.948,00	102.919.234.405,00
5	Kab. Ogan Komering Ilir	28.313.322.156,00	943.777.405,00	29.257.099.561,00	72.454.558.863,00	1.207.575.981,00	73.662.134.844,00	119.116.520.750,00
6	Kab. Ogan Komering Ulu	42.240.595.374,00	1.408.019.845,00	43.648.615.219,00	74.230.726.752,00	1.237.178.779,00	75.467.905.531,00	102.919.234.405,00
7	Kota Palembang	28.313.322.156,00	943.777.405,00	29.257.099.561,00	72.454.558.863,00	1.207.575.981,00	73.662.134.844,00	102.919.234.405,00
8	Kota Pagar Alam	28.313.322.156,00	943.777.405,00	29.257.099.561,00	72.454.558.863,00	1.207.575.981,00	73.662.134.844,00	102.919.234.405,00
9	Kota Lubuk Linggau	28.313.322.156,00	943.777.405,00	29.257.099.561,00	72.454.558.863,00	1.207.575.981,00	73.662.134.844,00	109.518.933.415,00
10	Kota Prabumulih	33.827.242.805,00	1.127.574.760,00	34.954.817.565,00	73.341.753.296,00	1.222.362.554,00	74.564.115.850,00	126.176.710.152,00
11	Kab. Banyuasin	50.820.556.750,00	1.694.018.558,00	52.514.575.308,00	72.454.558.863,00	1.207.575.981,00	73.662.134.844,00	109.526.716.676,00
12	Kab. Ogan Ilir	34.707.659.838,00	1.156.921.994,00	35.864.581.832,00	72.454.558.863,00	1.207.575.981,00	73.662.134.844,00	102.919.234.405,00
13	Kab. Ogan Komering Ulu Timur	28.313.322.156,00	943.777.405,00	29.257.099.561,00	72.454.558.863,00	1.207.575.981,00	73.662.134.844,00	102.919.234.405,00
14	Kab. Ogan Komering Ulu Selatan	28.313.322.156,00	943.777.405,00	29.257.099.561,00	72.454.558.863,00	1.207.575.981,00	73.662.134.844,00	102.919.234.405,00
15	Kab. Empat Lawang	28.313.322.156,00	943.777.405,00	29.257.099.561,00	72.454.558.863,00	1.207.575.981,00	73.662.134.844,00	
								20.805.872.436,00
VII	BANGKA BELITUNG	20.134.715.266,00	671.157.170,00	20.805.872.436,00	-	-	-	6.939.765.195,00
	Provinsi	6.711.571.756,00	228.193.439,00	6.939.765.195,00	-	-	-	1.980.872.463,00
1	Kab. Bangka	1.917.591.930,00	63.280.533,00	1.980.872.463,00				

[Handwritten signature]



MENTERI KEUANGAN
REPUBLIK INDONESIA

- 6 -


No.	PROVINSI/KABUPATEN/KOTA	MINYAK BUMI			GAS BUMI			TOTAL
		15%	0,5%	SUB TOTAL	30%	0,5%	SUB TOTAL	
1	2	3	4	5	6	7	8	9
2	Kab. Belitung	1.917.591.930,00	63.280.533,00	1.980.872.463,00	-	-	-	1.980.872.463,00
3	Kota Pangkal Pinang	1.917.591.930,00	63.280.533,00	1.980.872.463,00	-	-	-	1.980.872.463,00
4	Kab. Bangka Selatan	1.917.591.930,00	63.280.533,00	1.980.872.463,00	-	-	-	1.980.872.463,00
5	Kab. Bangka Tengah	1.917.591.930,00	63.280.533,00	1.980.872.463,00	-	-	-	1.980.872.463,00
6	Kab. Bangka Barat	1.917.591.930,00	63.280.533,00	1.980.872.463,00	-	-	-	1.980.872.463,00
7	Kab. Belitung Timur	1.917.591.930,00	63.280.533,00	1.980.872.463,00	-	-	-	1.980.872.463,00
VIII	LAMPUNG	329.721.815.771,00	10.990.727.180,00	340.712.542.951,00	53.859.895.367,00	897.664.919,00	54.757.560.286,00	395.470.103.237,00
	Provinsi	92.625.611.416,00	3.131.989.127,00	95.757.600.543,00	17.953.298.459,00	305.206.073,00	18.258.504.532,00	114.016.105.075,00
1	Kab. Lampung Barat	13.517.092.738,00	447.393.418,00	13.964.486.156,00	2.564.756.922,00	42.318.489,00	2.607.075.411,00	16.571.561.567,00
2	Kab. Lampung Selatan	13.517.092.738,00	447.393.418,00	13.964.486.156,00	2.564.756.922,00	42.318.489,00	2.607.075.411,00	16.571.561.567,00
3	Kab. Lampung Tengah	13.517.092.738,00	447.393.418,00	13.964.486.156,00	2.564.756.922,00	42.318.489,00	2.607.075.411,00	16.571.561.567,00
4	Kab. Lampung Utara	13.517.092.738,00	447.393.418,00	13.964.486.156,00	2.564.756.922,00	42.318.489,00	2.607.075.411,00	16.571.561.567,00
5	Kab. Lampung Timur	61.373.998.761,00	2.042.623.619,00	63.416.622.380,00	2.564.756.922,00	42.318.489,00	2.607.075.411,00	66.023.697.791,00
6	Kab. Tanggamus	13.517.092.738,00	447.393.418,00	13.964.486.156,00	2.564.756.922,00	42.318.489,00	2.607.075.411,00	16.571.561.567,00
7	Kab. Tulang Bawang	13.517.092.738,00	447.393.418,00	13.964.486.156,00	2.564.756.922,00	42.318.489,00	2.607.075.411,00	16.571.561.567,00
8	Kab. Way Kanan	13.517.092.738,00	447.393.418,00	13.964.486.156,00	2.564.756.922,00	42.318.489,00	2.607.075.411,00	16.571.561.567,00
9	Kota Bandar Lampung	13.517.092.738,00	447.393.418,00	13.964.486.156,00	2.564.756.922,00	42.318.489,00	2.607.075.411,00	16.571.561.567,00
10	Kota Metro	13.517.092.738,00	447.393.418,00	13.964.486.156,00	2.564.756.922,00	42.318.489,00	2.607.075.411,00	16.571.561.567,00
11	Kab. Pesawaran	13.517.092.738,00	447.393.418,00	13.964.486.156,00	2.564.756.922,00	42.318.489,00	2.607.075.411,00	16.571.561.567,00
12	Kab. Pringsewu	13.517.092.738,00	447.393.418,00	13.964.486.156,00	2.564.756.922,00	42.318.489,00	2.607.075.411,00	16.571.561.567,00
13	Kab. Tulang Bawang Barat	13.517.092.738,00	447.393.418,00	13.964.486.156,00	2.564.756.922,00	42.318.489,00	2.607.075.411,00	16.571.561.567,00
14	Kab. Mesuji	13.517.092.738,00	447.393.418,00	13.964.486.156,00	2.564.756.922,00	42.318.489,00	2.607.075.411,00	16.571.561.567,00
IX	DKI JAKARTA	175.669.057.334,00	5.855.635.244,00	181.524.692.578,00	53.859.895.377,00	897.664.922,00	54.757.560.299,00	236.282.252.877,00



MENTERI KEUANGAN
REPUBLIK INDONESIA

- 7 -

No.	PROVINSI/KABUPATEN/KOTA	MINYAK BUMI			GAS BUMI			TOTAL
		15%	0,5%	SUB TOTAL	30%	0,5%	SUB TOTAL	
		3	4	5	6	7	8	
X	JAWA BARAT	299.463.495.281,00	9.982.116.497,00	309.445.611.778,00	212.112.032.594,00	3.535.200.537,00	215.647.233.131,00	525.092.844.909,00
	Provinsi	86.254.548.863,00	2.919.088.045,00	89.173.636.908,00	46.755.415.234,00	782.867.761,00	47.538.282.995,00	136.711.919.903,00
1	Kab. Bandung	6.697.580.449,00	221.562.819,00	6.919.143.268,00	3.707.102.382,00	61.646.161,00	3.768.748.543,00	10.687.891.811,00
2	Kab. Bekasi	25.642.681.354,00	853.066.182,00	26.495.747.536,00	16.860.046.470,00	280.861.896,00	17.140.908.366,00	43.636.655.902,00
3	Kab. Bogor	6.697.580.449,00	221.562.819,00	6.919.143.268,00	3.707.102.382,00	61.646.161,00	3.768.748.543,00	10.687.891.811,00
4	Kab. Ciamis	6.697.580.449,00	221.562.819,00	6.919.143.268,00	3.707.102.382,00	61.646.161,00	3.768.748.543,00	10.687.891.811,00
5	Kab. Cianjur	6.697.580.449,00	221.562.819,00	6.919.143.268,00	3.707.102.382,00	61.646.161,00	3.768.748.543,00	10.687.891.811,00
6	Kab. Cirebon	6.697.580.449,00	221.562.819,00	6.919.143.268,00	3.707.102.382,00	61.646.161,00	3.768.748.543,00	10.687.891.811,00
7	Kab. Garut	6.697.580.449,00	221.562.819,00	6.919.143.268,00	3.707.102.382,00	61.646.161,00	3.768.748.543,00	10.687.891.811,00
8	Kab. Indramayu	18.852.597.756,00	626.730.063,00	19.479.327.819,00	13.502.464.772,00	224.902.201,00	13.727.366.973,00	33.206.694.792,00
9	Kab. Karawang	13.178.484.907,00	437.592.968,00	13.616.077.875,00	20.582.003.617,00	342.894.515,00	20.924.898.132,00	34.540.976.007,00
10	Kab. Kuningan	6.697.580.449,00	221.562.819,00	6.919.143.268,00	3.707.102.382,00	61.646.161,00	3.768.748.543,00	10.687.891.811,00
11	Kab. Majalengka	7.222.645.768,00	239.064.996,00	7.461.710.764,00	4.457.945.290,00	74.160.209,00	4.532.105.499,00	11.993.816.263,00
12	Kab. Purwakarta	6.697.580.449,00	221.562.819,00	6.919.143.268,00	3.707.102.382,00	61.646.161,00	3.768.748.543,00	10.687.891.811,00
13	Kab. Subang	7.663.347.204,00	253.755.044,00	7.917.102.248,00	32.105.007.189,00	534.944.574,00	32.639.951.763,00	40.557.054.011,00
14	Kab. Sukabumi	6.697.580.449,00	221.562.819,00	6.919.143.268,00	3.707.102.382,00	61.646.161,00	3.768.748.543,00	10.687.891.811,00
15	Kab. Sumedang	6.697.580.449,00	221.562.819,00	6.919.143.268,00	3.707.102.382,00	61.646.161,00	3.768.748.543,00	10.687.891.811,00
16	Kab. Tasikmalaya	6.697.580.449,00	221.562.819,00	6.919.143.268,00	3.707.102.382,00	61.646.161,00	3.768.748.543,00	10.687.891.811,00
17	Kota Bandung	6.697.580.449,00	221.562.819,00	6.919.143.268,00	3.707.102.382,00	61.646.161,00	3.768.748.543,00	10.687.891.811,00
18	Kota Bekasi	6.697.580.449,00	221.562.819,00	6.919.143.268,00	3.707.102.382,00	61.646.161,00	3.768.748.543,00	10.687.891.811,00
19	Kota Bogor	6.697.580.449,00	221.562.819,00	6.919.143.268,00	3.707.102.382,00	61.646.161,00	3.768.748.543,00	10.687.891.811,00
20	Kota Cirebon	6.697.580.449,00	221.562.819,00	6.919.143.268,00	3.707.102.382,00	61.646.161,00	3.768.748.543,00	10.687.891.811,00
21	Kota Depok	6.697.580.449,00	221.562.819,00	6.919.143.268,00	3.707.102.382,00	61.646.161,00	3.768.748.543,00	10.687.891.811,00
22	Kota Sukabumi	6.697.580.449,00	221.562.819,00	6.919.143.268,00	3.707.102.382,00	61.646.161,00	3.768.748.543,00	10.687.891.811,00



MENTERI KEUANGAN
REPUBLIK INDONESIA

- 8 -

No.	PROVINSI/KABUPATEN/KOTA	MINYAK BUMI			GAS BUMI			TOTAL
		15%	0,5%	SUB TOTAL	30%	0,5%	SUB TOTAL	
1	2	3	4	5	6	7	8	9
23	Kota Cimahi	6.697.580.449,00	221.562.819,00	6.919.143.268,00	3.707.102.382,00	61.646.161,00	3.768.748.543,00	10.687.891.811,00
24	Kota Tasikmalaya	6.697.580.449,00	221.562.819,00	6.919.143.268,00	3.707.102.382,00	61.646.161,00	3.768.748.543,00	10.687.891.811,00
25	Kota Banjar	6.697.580.449,00	221.562.819,00	6.919.143.268,00	3.707.102.382,00	61.646.161,00	3.768.748.543,00	10.687.891.811,00
26	Kab. Bandung Barat	6.697.580.449,00	221.562.819,00	6.919.143.268,00	3.707.102.382,00	61.646.161,00	3.768.748.543,00	10.687.891.811,00
XI	JAWA TENGAH	5.490.928.390,00	183.030.937,00	5.673.959.327,00	1.740.358.528,00	29.005.949,00	1.769.364.477,00	7.443.323.804,00
	Provinsi	1.098.185.684,00	36.606.189,00	1.134.791.873,00	348.071.708,00	5.801.195,00	353.872.903,00	1.488.664.776,00
1	Kab. Banjarnegara	64.599.157,00	2.153.305,00	66.752.462,00	20.474.806,00	341.246,00	20.816.052,00	87.568.514,00
2	Kab. Banyumas	64.599.157,00	2.153.305,00	66.752.462,00	20.474.806,00	341.246,00	20.816.052,00	87.568.514,00
3	Kab. Batang	64.599.157,00	2.153.305,00	66.752.462,00	20.474.806,00	341.246,00	20.816.052,00	87.568.514,00
4	Kab. Blora	2.196.371.368,00	73.212.378,00	2.269.583.746,00	41.977.285,00	699.621,00	42.676.906,00	2.312.260.652,00
5	Kab. Boyolali	64.599.157,00	2.153.305,00	66.752.462,00	20.474.806,00	341.246,00	20.816.052,00	87.568.514,00
6	Kab. Brebes	64.599.157,00	2.153.305,00	66.752.462,00	20.474.806,00	341.246,00	20.816.052,00	87.568.514,00
7	Kab. Cilacap	64.599.157,00	2.153.305,00	66.752.462,00	20.474.806,00	341.246,00	20.816.052,00	87.568.514,00
8	Kab. Demak	64.599.157,00	2.153.305,00	66.752.462,00	20.474.806,00	341.246,00	20.816.052,00	87.568.514,00
9	Kab. Grobogan	64.599.157,00	2.153.305,00	66.752.462,00	20.474.806,00	341.246,00	20.816.052,00	87.568.514,00
10	Kab. Jepara	64.599.157,00	2.153.305,00	66.752.462,00	20.474.806,00	341.246,00	20.816.052,00	87.568.514,00
11	Kab. Karanganyar	64.599.157,00	2.153.305,00	66.752.462,00	20.474.806,00	341.246,00	20.816.052,00	87.568.514,00
12	Kab. Kebumen	64.599.157,00	2.153.305,00	66.752.462,00	20.474.806,00	341.246,00	20.816.052,00	87.568.514,00
13	Kab. Kendal	64.599.157,00	2.153.305,00	66.752.462,00	20.474.806,00	341.246,00	20.816.052,00	87.568.514,00
14	Kab. Klaten	64.599.157,00	2.153.305,00	66.752.462,00	20.474.806,00	341.246,00	20.816.052,00	87.568.514,00
15	Kab. Kudus	64.599.157,00	2.153.305,00	66.752.462,00	20.474.806,00	341.246,00	20.816.052,00	87.568.514,00
16	Kab. Magelang	64.599.157,00	2.153.305,00	66.752.462,00	20.474.806,00	341.246,00	20.816.052,00	87.568.514,00
17	Kab. Pati	64.599.157,00	2.153.305,00	66.752.462,00	20.474.806,00	341.246,00	20.816.052,00	87.568.514,00
18	Kab. Pekalongan	64.599.157,00	2.153.305,00	66.752.462,00	20.474.806,00	341.246,00	20.816.052,00	87.568.514,00



MENTERI KEUANGAN
REPUBLIK INDONESIA

- 9 -

No.	PROVINSI/KABUPATEN/KOTA	MINYAK BUMI			GAS BUMI			TOTAL
		15%	0,5%	SUB TOTAL	30%	0,5%	SUB TOTAL	
1	2	3	4	5	6	7	8	9
19	Kab. Pemalang	64.599.157,00	2.153.305,00	66.752.462,00	20.474.806,00	341.246,00	20.816.052,00	87.568.514,00
20	Kab. Purbalingga	64.599.157,00	2.153.305,00	66.752.462,00	20.474.806,00	341.246,00	20.816.052,00	87.568.514,00
21	Kab. Purworejo	64.599.157,00	2.153.305,00	66.752.462,00	20.474.806,00	341.246,00	20.816.052,00	87.568.514,00
22	Kab. Rembang	64.599.157,00	2.153.305,00	66.752.462,00	20.474.806,00	341.246,00	20.816.052,00	87.568.514,00
23	Kab. Semarang	64.599.157,00	2.153.305,00	66.752.462,00	20.474.806,00	341.246,00	20.816.052,00	87.568.514,00
24	Kab. Sragen	64.599.157,00	2.153.305,00	66.752.462,00	20.474.806,00	341.246,00	20.816.052,00	87.568.514,00
25	Kab. Sukoharjo	64.599.157,00	2.153.305,00	66.752.462,00	20.474.806,00	341.246,00	20.816.052,00	87.568.514,00
26	Kab. Tegal	64.599.157,00	2.153.305,00	66.752.462,00	20.474.806,00	341.246,00	20.816.052,00	87.568.514,00
27	Kab. Temanggung	64.599.157,00	2.153.305,00	66.752.462,00	20.474.806,00	341.246,00	20.816.052,00	87.568.514,00
28	Kab. Wonogiri	64.599.157,00	2.153.305,00	66.752.462,00	20.474.806,00	341.246,00	20.816.052,00	87.568.514,00
29	Kab. Wonosobo	64.599.157,00	2.153.305,00	66.752.462,00	20.474.806,00	341.246,00	20.816.052,00	87.568.514,00
30	Kota Magelang	64.599.157,00	2.153.305,00	66.752.462,00	20.474.806,00	341.246,00	20.816.052,00	87.568.514,00
31	Kota Pekalongan	64.599.157,00	2.153.305,00	66.752.462,00	20.474.806,00	341.246,00	20.816.052,00	87.568.514,00
32	Kota Salatiga	64.599.157,00	2.153.305,00	66.752.462,00	20.474.806,00	341.246,00	20.816.052,00	87.568.514,00
33	Kota Semarang	64.599.157,00	2.153.305,00	66.752.462,00	674.640.937,00	11.244.015,00	685.884.952,00	752.637.414,00
34	Kota Surakarta	64.599.157,00	2.153.305,00	66.752.462,00	20.474.806,00	341.246,00	20.816.052,00	87.568.514,00
35	Kota Tegal	64.599.157,00	2.153.305,00	66.752.462,00	20.474.806,00	341.246,00	20.816.052,00	87.568.514,00
XII	JAWA TIMUR	1.066.008.828.759,00	35.533.627.620,00	1.101.542.456.379,00	148.112.435.444,00	2.468.540.559,00	150.580.976.003,00	1.252.123.432.382,00
	Provinsi	222.160.954.180,00	7.420.297.120,00	229.581.251.300,00	46.390.727.996,00	787.152.334,00	47.177.830.330,00	276.759.131.630,00
1	Kab. Bangkalan	22.092.715.444,00	736.030.901,00	22.828.746.345,00	3.933.333.321,00	65.187.830,00	3.998.521.151,00	26.827.267.496,00
2	Kab. Banyuwangi	11.976.839.669,00	398.835.042,00	12.375.674.711,00	2.447.975.905,00	40.431.873,00	2.488.407.778,00	14.864.082.489,00
3	Kab. Blitar	11.976.839.669,00	398.835.042,00	12.375.674.711,00	2.447.975.905,00	40.431.873,00	2.488.407.778,00	14.864.082.489,00
4	Kab. Bojonegoro	372.468.525.465,00	12.415.224.568,00	384.883.750.033,00	2.812.930.349,00	46.514.447,00	2.859.444.796,00	387.743.194.829,00
5	Kab. Bondowoso	11.976.839.669,00	398.835.042,00	12.375.674.711,00	2.447.975.905,00	40.431.873,00	2.488.407.778,00	14.864.082.489,00



MENTERI KEUANGAN
REPUBLIK INDONESIA

- 10 -

No.	PROVINSI/KABUPATEN/KOTA	MINYAK BUMI			GAS BUMI			TOTAL
		15%	0,5%	SUB TOTAL	30%	0,5%	SUB TOTAL	
1	2	3	4	5	6	7	8	9
6	Kab. Gresik	28.485.148.978,00	949.112.019,00	29.434.260.997,00	9.296.287.103,00	154.570.393,00	9.450.857.496,00	38.885.118.493,00
7	Kab. Jember	11.976.839.669,00	398.835.042,00	12.375.674.711,00	2.447.975.905,00	40.431.873,00	2.488.407.778,00	14.864.082.489,00
8	Kab. Jombang	11.976.839.669,00	398.835.042,00	12.375.674.711,00	2.447.975.905,00	40.431.873,00	2.488.407.778,00	14.864.082.489,00
9	Kab. Kediri	11.976.839.669,00	398.835.042,00	12.375.674.711,00	2.447.975.905,00	40.431.873,00	2.488.407.778,00	14.864.082.489,00
10	Kab. Lamongan	11.976.839.669,00	398.835.042,00	12.375.674.711,00	2.447.975.905,00	40.431.873,00	2.488.407.778,00	14.864.082.489,00
11	Kab. Lumajang	11.976.839.669,00	398.835.042,00	12.375.674.711,00	2.447.975.905,00	40.431.873,00	2.488.407.778,00	14.864.082.489,00
12	Kab. Madiun	11.976.839.669,00	398.835.042,00	12.375.674.711,00	2.447.975.905,00	40.431.873,00	2.488.407.778,00	14.864.082.489,00
13	Kab. Magetan	11.976.839.669,00	398.835.042,00	12.375.674.711,00	2.447.975.905,00	40.431.873,00	2.488.407.778,00	14.864.082.489,00
14	Kab. Malang	11.976.839.669,00	398.835.042,00	12.375.674.711,00	2.447.975.905,00	40.431.873,00	2.488.407.778,00	14.864.082.489,00
15	Kab. Mojokerto	11.976.839.669,00	398.835.042,00	12.375.674.711,00	2.447.975.905,00	40.431.873,00	2.488.407.778,00	14.864.082.489,00
16	Kab. Nganjuk	11.976.839.669,00	398.835.042,00	12.375.674.711,00	2.447.975.905,00	40.431.873,00	2.488.407.778,00	14.864.082.489,00
17	Kab. Ngawi	11.976.839.669,00	398.835.042,00	12.375.674.711,00	2.447.975.905,00	40.431.873,00	2.488.407.778,00	14.864.082.489,00
18	Kab. Pacitan	11.976.839.669,00	398.835.042,00	12.375.674.711,00	2.447.975.905,00	40.431.873,00	2.488.407.778,00	14.864.082.489,00
19	Kab. Pamekasan	11.976.839.669,00	398.835.042,00	12.375.674.711,00	2.447.975.905,00	40.431.873,00	2.488.407.778,00	14.864.082.489,00
20	Kab. Pasuruan	11.976.839.669,00	398.835.042,00	12.375.674.711,00	2.447.975.905,00	40.431.873,00	2.488.407.778,00	14.864.082.489,00
21	Kab. Ponorogo	11.976.839.669,00	398.835.042,00	12.375.674.711,00	2.447.975.905,00	40.431.873,00	2.488.407.778,00	14.864.082.489,00
22	Kab. Probolinggo	11.976.839.669,00	398.835.042,00	12.375.674.711,00	2.447.975.905,00	40.431.873,00	2.488.407.778,00	14.864.082.489,00
23	Kab. Sampang	11.976.839.669,00	398.835.042,00	12.375.674.711,00	2.447.975.905,00	40.431.873,00	2.488.407.778,00	14.864.082.489,00
24	Kab. Sidoarjo	11.976.839.669,00	398.835.042,00	12.375.674.711,00	2.447.975.905,00	40.431.873,00	2.488.407.778,00	14.864.082.489,00
25	Kab. Situbondo	11.976.839.669,00	398.835.042,00	12.375.674.711,00	2.447.975.905,00	40.431.873,00	2.488.407.778,00	14.864.082.489,00
26	Kab. Sumenep	11.976.839.669,00	398.835.042,00	12.375.674.711,00	2.447.975.905,00	40.431.873,00	2.488.407.778,00	14.864.082.489,00
27	Kab. Trenggalek	11.976.839.669,00	398.835.042,00	12.375.674.711,00	2.447.975.905,00	40.431.873,00	2.488.407.778,00	14.864.082.489,00
28	Kab. Tuban	13.588.935.946,00	452.571.584,00	14.041.507.530,00	2.447.975.905,00	40.431.873,00	2.488.407.778,00	16.529.915.308,00
29	Kab. Tulungagung	11.976.839.669,00	398.835.042,00	12.375.674.711,00	2.447.975.905,00	40.431.873,00	2.488.407.778,00	14.864.082.489,00
30	Kota Blitar	11.976.839.669,00	398.835.042,00	12.375.674.711,00	2.447.975.905,00	40.431.873,00	2.488.407.778,00	14.864.082.489,00



MENTERI KEUANGAN
REPUBLIK INDONESIA

- 11 -


No.	PROVINSI/KABUPATEN/KOTA	MINYAK BUMI			GAS BUMI			TOTAL
		15%	0,5%	SUB TOTAL	30%	0,5%	SUB TOTAL	
1	2	3	4	5	6	7	8	9
31	Kota Kediri	11.976.839.669,00	398.835.042,00	12.375.674.711,00	2.447.975.905,00	40.431.873,00	2.488.407.778,00	14.864.082.489,00
32	Kota Madiun	11.976.839.669,00	398.835.042,00	12.375.674.711,00	2.447.975.905,00	40.431.873,00	2.488.407.778,00	14.864.082.489,00
33	Kota Malang	11.976.839.669,00	398.835.042,00	12.375.674.711,00	2.447.975.905,00	40.431.873,00	2.488.407.778,00	14.864.082.489,00
34	Kota Mojokerto	11.976.839.669,00	398.835.042,00	12.375.674.711,00	2.447.975.905,00	40.431.873,00	2.488.407.778,00	14.864.082.489,00
35	Kota Pasuruan	11.976.839.669,00	398.835.042,00	12.375.674.711,00	2.447.975.905,00	40.431.873,00	2.488.407.778,00	14.864.082.489,00
36	Kota Probolinggo	11.976.839.669,00	398.835.042,00	12.375.674.711,00	2.447.975.905,00	40.431.873,00	2.488.407.778,00	14.864.082.489,00
37	Kota Surabaya	11.976.839.669,00	398.835.042,00	12.375.674.711,00	2.447.975.905,00	40.431.873,00	2.488.407.778,00	14.864.082.489,00
38	Kota Batu	11.976.839.669,00	398.835.042,00	12.375.674.711,00	2.447.975.905,00	40.431.873,00	2.488.407.778,00	14.864.082.489,00
								31.576.587.220,00
XIII	KALIMANTAN SELATAN	30.557.987.640,00	1.018.599.580,00	31.576.587.220,00	-	-	-	6.315.317.445,00
	Provinsi	6.111.597.528,00	203.719.917,00	6.315.317.445,00	-	-	-	1.052.552.907,00
1	Kab. Banjar	1.018.599.588,00	33.953.319,00	1.052.552.907,00	-	-	-	1.052.552.907,00
2	Kab. Barito Kuala	1.018.599.588,00	33.953.319,00	1.052.552.907,00	-	-	-	1.052.552.907,00
3	Kab. Hulu Sungai Selatan	1.018.599.588,00	33.953.319,00	1.052.552.907,00	-	-	-	1.052.552.907,00
4	Kab. Hulu Sungai Tengah	1.018.599.588,00	33.953.319,00	1.052.552.907,00	-	-	-	1.052.552.907,00
5	Kab. Hulu Sungai Utara	1.018.599.588,00	33.953.319,00	1.052.552.907,00	-	-	-	1.052.552.907,00
6	Kab. Kotabaru	1.018.599.588,00	33.953.319,00	1.052.552.907,00	-	-	-	12.184.880.124,00
7	Kab. Tabalong	11.791.819.475,00	393.060.649,00	12.184.880.124,00	-	-	-	1.052.552.907,00
8	Kab. Tanah Laut	1.018.599.588,00	33.953.319,00	1.052.552.907,00	-	-	-	1.052.552.907,00
9	Kab. Tapin	1.018.599.588,00	33.953.319,00	1.052.552.907,00	-	-	-	1.052.552.907,00
10	Kota Banjarbaru	1.018.599.588,00	33.953.319,00	1.052.552.907,00	-	-	-	1.052.552.907,00
11	Kota Banjarmasin	1.018.599.588,00	33.953.319,00	1.052.552.907,00	-	-	-	1.498.307.674,00
12	Kab. Balangan	1.449.975.169,00	48.332.505,00	1.498.307.674,00	-	-	-	1.052.552.907,00
13	Kab. Tanah Bumbu	1.018.599.588,00	33.953.319,00	1.052.552.907,00	-	-	-	



MENTERI KEUANGAN
REPUBLIK INDONESIA

- 12 -

No.	PROVINSI/KABUPATEN/KOTA	MINYAK BUMI			GAS BUMI			TOTAL
		15%	0,5%	SUB TOTAL	30%	0,5%	SUB TOTAL	
1	2	3	4	5	6	7	8	9
XIV	KALIMANTAN TIMUR	2.544.831.882.809,00	84.827.729.421,00	2.629.659.612.230,00	8.949.244.282.592,00	149.154.071.369,00	9.098.398.353.961,00	11.728.057.966.191,00
	Provinsi	647.578.221.992,00	21.816.960.475,00	669.395.182.467,00	2.334.014.290.739,00	39.353.709.374,00	2.373.368.000.113,00	3.042.763.182.580,00
1	Kab. Berau	95.819.401.036,00	3.177.478.624,00	98.996.879.660,00	344.129.521.811,00	5.703.101.230,00	349.832.623.041,00	448.829.502.701,00
2	Kab. Bulungan	114.827.429.055,00	3.811.079.558,00	118.638.508.613,00	344.236.852.985,00	5.704.890.083,00	349.941.743.068,00	468.580.251.681,00
3	Kab. Kutai Kartanegara	553.643.512.599,00	18.438.282.343,00	572.081.794.942,00	2.090.493.806.289,00	34.809.172.638,00	2.125.302.978.927,00	2.697.384.773.869,00
4	Kab. Kutai Barat	95.819.401.036,00	3.177.478.624,00	98.996.879.660,00	344.129.521.811,00	5.703.101.230,00	349.832.623.041,00	448.829.502.701,00
5	Kab. Kutai Timur	101.309.339.929,00	3.360.476.587,00	104.669.816.516,00	344.129.521.811,00	5.703.101.230,00	349.832.623.041,00	454.502.439.557,00
6	Kab. Malinau	95.819.401.036,00	3.177.478.624,00	98.996.879.660,00	344.129.521.811,00	5.703.101.230,00	349.832.623.041,00	448.829.502.701,00
7	Kab. Nunukan	102.618.778.261,00	3.404.124.531,00	106.022.902.792,00	344.129.521.811,00	5.703.101.230,00	349.832.623.041,00	455.855.525.833,00
8	Kab. Pasir	95.819.401.036,00	3.177.478.624,00	98.996.879.660,00	344.129.521.811,00	5.703.101.230,00	349.832.623.041,00	448.829.502.701,00
9	Kota Balikpapan	95.819.401.036,00	3.177.478.624,00	98.996.879.660,00	344.129.521.811,00	5.703.101.230,00	349.832.623.041,00	448.829.502.701,00
10	Kota Bontang	105.871.506.371,00	3.512.548.802,00	109.384.055.173,00	375.397.666.444,00	6.224.236.974,00	381.621.903.418,00	491.005.958.591,00
11	Kota Samarinda	100.971.826.733,00	3.349.226.147,00	104.321.052.880,00	348.226.138.031,00	5.771.378.167,00	353.997.516.198,00	458.318.569.078,00
12	Kota Tarakan	115.787.901.281,00	3.843.095.299,00	119.630.996.580,00	345.594.957.336,00	5.727.525.155,00	351.322.482.491,00	470.953.479.071,00
13	Kab. Penajam Paser Utara	127.025.376.623,00	4.217.677.810,00	131.243.054.433,00	358.244.396.280,00	5.938.349.138,00	364.182.745.418,00	495.425.799.851,00
14	Kab. Tana Tidung	96.100.984.785,00	3.186.864.749,00	99.287.849.534,00	344.129.521.811,00	5.703.101.230,00	349.832.623.041,00	449.120.472.575,00
XV	KALIMANTAN TENGAH	-	-	-	-	-	-	-
	Provinsi Kalimantan Tengah	-	-	-	-	-	-	-
1	Kab. Barito Selatan	-	-	-	-	-	-	-
2	Kab. Barito Utara	-	-	-	-	-	-	-
3	Kab. Kapuas	-	-	-	-	-	-	-
4	Kab. Kotawaringin Barat	-	-	-	-	-	-	-
5	Kab. Kotawaringin Timur	-	-	-	-	-	-	-
6	Kota Palangkaraya	-	-	-	-	-	-	-



MENTERI KEUANGAN
REPUBLIK INDONESIA

- 13 -

No.	PROVINSI/KABUPATEN/KOTA	MINYAK BUMI			GAS BUMI			TOTAL
		15%	0,5%	SUB TOTAL	30%	0,5%	SUB TOTAL	
1	2	3	4	5	6	7	8	9
7	Kab. Barito Timur	-	-	-	-	-	-	-
8	Kab. Murung Raya	-	-	-	-	-	-	-
9	Kab. Pulang Pisau	-	-	-	-	-	-	-
10	Kab. Gunung Mas	-	-	-	-	-	-	-
11	Kab. Lamandau	-	-	-	-	-	-	-
12	Kab. Sukamara	-	-	-	-	-	-	-
13	Kab. Katingan	-	-	-	-	-	-	-
14	Kab. Seruyan	-	-	-	-	-	-	-
XVI	SULAWESI TENGAH	2.704.165.200,00	90.134.800,00	2.794.300.000,00	-	-	-	2.794.300.000,00
	Provinsi	540.833.600,00	18.027.600,00	558.861.200,00	-	-	-	558.861.200,00
1	Kab. Banggai	108.166.400,00	3.605.200,00	111.771.600,00	-	-	-	111.771.600,00
2	Kab. Banggai Kepulauan	108.166.400,00	3.605.200,00	111.771.600,00	-	-	-	111.771.600,00
3	Kab. Buol	108.166.400,00	3.605.200,00	111.771.600,00	-	-	-	111.771.600,00
4	Kab. Toli-Toli	108.166.400,00	3.605.200,00	111.771.600,00	-	-	-	111.771.600,00
5	Kab. Donggala	108.166.400,00	3.605.200,00	111.771.600,00	-	-	-	111.771.600,00
6	Kab. Morowali	1.081.667.600,00	36.055.200,00	1.117.722.800,00	-	-	-	1.117.722.800,00
7	Kab. Poso	108.166.400,00	3.605.200,00	111.771.600,00	-	-	-	111.771.600,00
8	Kota Palu	108.166.400,00	3.605.200,00	111.771.600,00	-	-	-	111.771.600,00
9	Kab. Parigi Moutong	108.166.400,00	3.605.200,00	111.771.600,00	-	-	-	111.771.600,00
10	Kab. Tojo Una Una	108.166.400,00	3.605.200,00	111.771.600,00	-	-	-	111.771.600,00
11	Kab. Sigi	108.166.400,00	3.605.200,00	111.771.600,00	-	-	-	111.771.600,00
XVII	SULAWESI SELATAN	-	-	-	1.713.789.200,00	28.554.800,00	1.742.344.000,00	1.742.344.000,00
	Provinsi	-	-	-	342.759.600,00	5.712.400,00	348.472.000,00	348.472.000,00



MENTERI KEUANGAN
REPUBLIK INDONESIA

- 14 -

No.	PROVINSI/KABUPATEN/KOTA	MINYAK BUMI			GAS BUMI			TOTAL
		15%	0,5%	SUB TOTAL	30%	0,5%	SUB TOTAL	
1	2	3	4	5	6	7	8	9
1	Kab. Bantaeng	-	-	-	29.804.800,00	496.400,00	30.301.200,00	30.301.200,00
2	Kab. Barru	-	-	-	29.804.800,00	496.400,00	30.301.200,00	30.301.200,00
3	Kab. Bone	-	-	-	29.804.800,00	496.400,00	30.301.200,00	30.301.200,00
4	Kab. Bulukumba	-	-	-	29.804.800,00	496.400,00	30.301.200,00	30.301.200,00
5	Kab. Enrekang	-	-	-	29.804.800,00	496.400,00	30.301.200,00	30.301.200,00
6	Kab. Gowa	-	-	-	29.804.800,00	496.400,00	30.301.200,00	30.301.200,00
7	Kab. Jeneponto	-	-	-	29.804.800,00	496.400,00	30.301.200,00	30.301.200,00
8	Kab. Luwu	-	-	-	29.804.800,00	496.400,00	30.301.200,00	30.301.200,00
9	Kab. Luwu Utara	-	-	-	29.804.800,00	496.400,00	30.301.200,00	30.301.200,00
10	Kab. Maros	-	-	-	29.804.800,00	496.400,00	30.301.200,00	30.301.200,00
11	Kab. Pangkajene Kepulauan	-	-	-	29.804.800,00	496.400,00	30.301.200,00	30.301.200,00
12	Kab. Pinrang	-	-	-	29.804.800,00	496.400,00	30.301.200,00	30.301.200,00
13	Kab. Kepulauan Selayar	-	-	-	29.804.800,00	496.400,00	30.301.200,00	30.301.200,00
14	Kab. Sidenreng Rappang	-	-	-	29.804.800,00	496.400,00	30.301.200,00	30.301.200,00
15	Kab. Sinjai	-	-	-	29.804.800,00	496.400,00	30.301.200,00	30.301.200,00
16	Kab. Soppeng	-	-	-	29.804.800,00	496.400,00	30.301.200,00	30.301.200,00
17	Kab. Takalar	-	-	-	29.804.800,00	496.400,00	30.301.200,00	30.301.200,00
18	Kab. Tana Toraja	-	-	-	29.804.800,00	496.400,00	30.301.200,00	30.301.200,00
19	Kab. Wajo	-	-	-	685.519.200,00	11.425.200,00	696.944.400,00	696.944.400,00
20	Kota Pare-pare	-	-	-	29.804.800,00	496.400,00	30.301.200,00	30.301.200,00
21	Kota Makassar	-	-	-	29.804.800,00	496.400,00	30.301.200,00	30.301.200,00
22	Kota Palopo	-	-	-	29.804.800,00	496.400,00	30.301.200,00	30.301.200,00
23	Kab. Luwu Timur	-	-	-	29.804.800,00	496.400,00	30.301.200,00	30.301.200,00
24	Kab. Toraja Utara	-	-	-	29.804.800,00	496.400,00	30.301.200,00	30.301.200,00

Handwritten signature or initials



MENTERI KEUANGAN
REPUBLIK INDONESIA

- 15 -

No.	PROVINSI/KABUPATEN/KOTA	MINYAK BUMI			GAS BUMI			TOTAL
		15%	0,5%	SUB TOTAL	30%	0,5%	SUB TOTAL	
1	2	3	4	5	6	7	8	9
								941.359.646,00
XVIII	MALUKU	910.993.212,00	30.366.434,00	941.359.646,00	-	-	-	188.271.932,00
	Provinsi	182.198.644,00	6.073.288,00	188.271.932,00	-	-	-	37.654.385,00
1	Kab. Maluku Tenggara Barat	36.439.728,00	1.214.657,00	37.654.385,00	-	-	-	37.654.385,00
2	Kab. Maluku Tengah	36.439.728,00	1.214.657,00	37.654.385,00	-	-	-	37.654.385,00
3	Kab. Maluku Tenggara	36.439.728,00	1.214.657,00	37.654.385,00	-	-	-	37.654.385,00
4	Kab. Buru	36.439.728,00	1.214.657,00	37.654.385,00	-	-	-	37.654.385,00
5	Kota Ambon	36.439.728,00	1.214.657,00	37.654.385,00	-	-	-	37.654.385,00
6	Kab. Seram Bagian Barat	36.439.728,00	1.214.657,00	37.654.385,00	-	-	-	376.543.864,00
7	Kab. Seram Bagian Timur	364.397.288,00	12.146.576,00	376.543.864,00	-	-	-	37.654.385,00
8	Kab. Kepulauan Aru	36.439.728,00	1.214.657,00	37.654.385,00	-	-	-	37.654.385,00
9	Kota Tual	36.439.728,00	1.214.657,00	37.654.385,00	-	-	-	37.654.385,00
10	Kab. Buru Selatan	36.439.728,00	1.214.657,00	37.654.385,00	-	-	-	37.654.385,00
11	Kab. Maluku Barat Daya	36.439.728,00	1.214.657,00	37.654.385,00	-	-	-	
								44.091.937.127,00
XIX	PAPUA BARAT	35.754.442.596,00	-	35.754.442.596,00	8.337.494.531,00	-	8.337.494.531,00	8.726.024.107,00
	Provinsi	7.058.525.200,00	-	7.058.525.200,00	1.667.498.907,00	-	1.667.498.907,00	13.668.269.781,00
1	Kab. Sorong	13.334.770.000,00	-	13.334.770.000,00	333.499.781,00	-	333.499.781,00	1.745.204.581,00
2	Kab. Manokwari	1.411.704.800,00	-	1.411.704.800,00	333.499.781,00	-	333.499.781,00	1.745.204.581,00
3	Kab. Fak Fak	1.411.704.800,00	-	1.411.704.800,00	333.499.781,00	-	333.499.781,00	1.745.204.581,00
4	Kota Sorong	1.411.704.800,00	-	1.411.704.800,00	333.499.781,00	-	333.499.781,00	1.745.204.581,00
5	Kab. Sorong Selatan	1.411.704.800,00	-	1.411.704.800,00	333.499.781,00	-	333.499.781,00	2.423.949.781,00
6	Kab. Raja Ampat	2.090.450.000,00	-	2.090.450.000,00	333.499.781,00	-	333.499.781,00	5.312.056.810,00
7	Kab. Tejuk Bintuni	1.977.058.996,00	-	1.977.058.996,00	3.334.997.814,00	-	3.334.997.814,00	1.745.204.581,00
8	Kab. Tejuk Wondama	1.411.704.800,00	-	1.411.704.800,00	333.499.781,00	-	333.499.781,00	1.745.204.581,00
9	Kab. Kaimana	1.411.704.800,00	-	1.411.704.800,00	333.499.781,00	-	333.499.781,00	1.745.204.581,00



MENTERI KEUANGAN
REPUBLIK INDONESIA

- 16 -

No.	PROVINSI/KABUPATEN/KOTA	MINYAK BUMI			GAS BUMI			TOTAL
		15%	0,5%	SUB TOTAL	30%	0,5%	SUB TOTAL	
1	2	3	4	5	6	7	8	9
10	Kab. Tambora	1.411.704.800,00	-	1.411.704.800,00	333.499.781,00	-	333.499.781,00	1.745.204.581,00
11	Kab. Maybrat	1.411.704.800,00	-	1.411.704.800,00	333.499.781,00	-	333.499.781,00	1.745.204.581,00
	DANA CADANGAN 2012			5.935.626.914.274,00			4.785.152.528.051,00	10.720.779.442.325,00
	TOTAL NASIONAL	16.518.430.988.009,00	547.143.343.219,00	23.001.201.245.502,00	14.709.915.598.109,00	239.621.333.512,00	19.734.689.459.672,00	42.735.890.705.174,00

MENTERI KEUANGAN REPUBLIK INDONESIA,

ttd.


AGUS D.W. MARTOWARDOJO

Salinan sesuai dengan aslinya

KEPALA BIRO UMUM

u.b.

KEPALA BAGIAN T. U. KEMENTERIAN



GIARTO

NIP 195904201984021001